

FIDE ARBITERS' COMMISSION



GENS UNA SUMUS

ARBITERS' MANUAL 2014

FIDE President's welcome

Dear friends,

Let me congratulate you on the publication of the Arbiters' Manual.


I am aware of the huge amount of work put into the preparation of this important document, which includes all necessary documents for the Arbiters to be guided by, by a team of excellent and most experienced experts in this field, led by the Arbiters' Commission's dynamic and efficient Chairman T. Nikolopoulos, and comprising such renowned personalities, as G. Gijssen, F. Dapiran, W. Stubenvoll, D. De Ridder, A. Vardapetyan inter alia.

I am confident that this Manual will be instrumental in each Arbiter's work and will facilitate and enrich his/her skills in order to exercise arbiter's duties in the best way.

Commission's daily work and brilliant organization of seminars, webinars and workshops has substantially increased the number and quality of chess arbiters throughout the world, including new Federations.

I support and welcome the work and future plans of the Arbiters' Commission and wish all of its members and all the arbiters in the world, success and good guidance to players in the tournaments of FIDE in all our 181 member-Federations!

Gens Una Sumus.

A handwritten signature in black ink, appearing to read 'K. Ilyumzhinov', with a large, stylized flourish at the end.

Kirsan Ilyumzhinov President

Moscow, 7 July 2014

Introduction

Dear friends,

The FIDE Arbiters' Commission has the pleasure to publish the 2014 Arbiters' Manual.

This Manual is a team work, in which some of the most experienced Arbiters, such as Geurt Gijssen, Werner Stubenvoll, Ashot Vardapetian, Franca Dapiran, Dirk De Ridder and Takis Nikolopoulos, participated, writing its parts.

Many thanks belong to Mario Held for his excellent work for the Dutch Swiss System that we published in the Manual, as well as to the Arbiters who also contributed to this work with their proposals, such as Roberto Ricca, Stewart Ruben, Rathinam Anatharam and Arild Rimestad.

The Manual includes everything that is necessary for an Arbiter to know.

It includes the Laws of Chess, with necessary interpretations, the Tournament Rules, the Swiss System and the pairings regulations with examples for pairings in a tournament, the title regulations with example of calculating norms, the rating regulations with example of calculating ratings, the Arbiters' title regulations, etc.

We hope that this Manual will be a very useful tool for the Arbiters all over the world and it will offer them a great help in exercising their duties in the best way.

The Manual will be updated whenever it is necessary, in order to include all changes in FIDE Rules and Regulations.

You are welcomed to send your comments, opinions, proposals to the FIDE Arbiters' Commission.

Your help in our effort will be valuable.

Athens, 30 June 2014
Takis Nikolopoulos
Chairman
FIDE Arbiters' Commission

CONTENTS:

| | |
|---|-----|
| a Short History Of The Laws Of Chess | 7 |
| Fide Laws Of Chess | 9 |
| Introduction..... | 9 |
| Preface | 9 |
| Basic Rules Of Play..... | 10 |
| Competition Rules | 20 |
| Appendices..... | 37 |
| A. Rapidplay | 37 |
| B. Blitz | 39 |
| C. Algebraic Notation | 39 |
| D. Rules For Play With Blind And Visually Disabled Players..... | 42 |
| E. Adjourned Games | 44 |
| F. Chess960 Rules..... | 46 |
| G. Quickplay Finishes | 48 |
| Glossary Of Terms In The Laws Of Chess | 50 |
| Types Of Tournaments..... | 55 |
| Swiss Dutch System Tournament Example | 107 |
| Tie-Break Systems | 146 |
| Fide Tournament Rules | 157 |
| International Title Regulations Of Fide | 171 |
| Fide Rating Regulations | 201 |
| Regulations For The Titles Of Arbiters | 210 |
| The Role Of The Arbiters And Their Duties | 217 |
| Application Forms..... | 221 |
| Anti cheating guidelines for Arbiters..... | 229 |

A short history of the Laws of Chess

FIDE was founded in Paris on 20 July 1924 and one of its main programmes was to unify the rules of the game. The first official rules for chess were published in 1929 in French.

An update of the rules was published (once more in French) in 1952 with the amendments by the FIDE General Assembly.

There was another edition in 1966, with comments to the rules. Finally in 1974 the Permanent Rules Commission published the first English edition with new interpretations and some amendments. In the following years the Permanent Rules Commission made some more changes, based on experience from competitions.

The last major change was made in 1997 when the 'more or less' actual Laws of Chess were split into three parts: the Basic Rules of Play, the Competition Rules and Appendices.

The first part - Articles 1 to 5 - is important for all people playing chess; while the second part – Articles 6 to 14 - mainly applies to chess tournaments. In the third part there are some appendices and the guidelines for adjourned games.

Starting from 1997 the FIDE Rules and Tournament Regulation Commission (RTRC) made changes of the Laws of Chess only every four years, coming into force on 1st July of the year following the decision.

Let us finish the history with the prefaces of the 1958 and 1974 Rules of Chess:

1958

"GENERAL OBSERVATIONS. The Laws of Chess cannot, and should not, regulate all possible situations that may arise during a game, nor they can regulate all questions of organization. In most cases not precisely regulate by an Article of the Laws, one should be able to reach a correct judgment by applying analogous stipulations for situations of a similar character. As to the arbiters' tasks, in most cases one must presuppose that arbiters have the competence, sound of judgment, and absolute objectivity necessary. A regulation too detailed would deprive the arbiter of his freedom of judgment and might prevent him from finding the solution dictated by fairness and compatible with the circumstances of a particular case, since one cannot foresee every possibility."

1974

"FIDE INTERPRETATIONS. During recent years the Commission has been more or less overwhelmed by a steadily growing number of proposals and questions. That, of itself, is a good thing. However, there is a marked tendency in those many questions and proposals to bring more and more refinements and details into the Laws of Chess. Clearly the intention is to get more and more detailed instructions concerning "how to act in such and such case". This may be profitable for a certain type of arbiter, but at

the same time may be a severe handicap for another, generally the best, type of arbiter. The Commission in its entirety takes the firm position that the laws of Chess should be as short and as clear as possible. The Commission strongly believes that minor details should be left to the discretion of the arbiter. Each arbiter should have the opportunity, in case of a conflict, to take into account all the factors of the case and should be not bound by too detailed sub-regulations which may be not applicable to the case in question. According to the Commission, the Laws of Chess must be short and clear and leave sufficient scope to the arbiter to deal with exceptional or unusual cases. The Commissions appeals to all chess federations to accept this view, which is in the interest of the hundreds of thousands of chess players, as well as of the arbiters, generally speaking. If any chess federation wants to introduce more detailed rules, it is perfectly free to do so, provided:

- a) they do not in any way conflict with the official FIDE rules of play;*
- b) they are limited to the territory of the federation in question; and*
- c) they are not valid for any FIDE tournament played in the territory of the federation in question.”*

FIDE LAWS of CHESS

INTRODUCTION

The FIDE Laws of Chess cover over-the-board play.

The Laws of Chess have two parts:

1. Basic Rules of Play
2. Competition Rules.

The English text is the authentic version of the Laws of Chess, which was adopted at the 84th FIDE Congress at Tallinn (Estonia), coming into force on 1 July 2014.

In these Laws the words 'he', 'him' and 'his' include 'she' and 'her'.

Preface

The Laws of Chess cannot cover all possible situations that may arise during a game, nor can they regulate all administrative questions. Where cases are not precisely regulated by an Article of the Laws, it should be possible to reach a correct decision by studying analogous situations which are discussed in the Laws. The Laws assume that arbiters have the necessary competence, sound judgement and absolute objectivity. Too detailed a rule might deprive the arbiter of his freedom of judgement and thus prevent him from finding the solution to a problem dictated by fairness, logic and special factors. FIDE appeals to all chess players and federations to accept this view.

A necessary condition for a game to be rated by FIDE is that it shall be played according to the FIDE Laws of Chess.

It is recommended that competitive games not rated by FIDE be played according to the FIDE Laws of Chess.

Member federations may ask FIDE to give a ruling on matters relating to the Laws of Chess.

The Preface of the Laws is one of the most important parts. Of course, the Laws cannot cover all possible situations arising during a game of chess. Sometimes only a small part of a situation is changed and only the arbiter knows what happened. Therefore it is necessary that an arbiter is free to make his own decisions and to solve any conflict in his own way.

BASIC RULES OF PLAY

Article 1: The nature and objectives of the game of chess




- 1.1 The game of chess is played between two opponents who move their pieces on a square board called a 'chessboard'. The player with the light-coloured pieces (White) makes the first move, then the players move alternately, with the player with the dark-coloured pieces (Black) making the next move. A player is said to 'have the move' when his opponent's move has been 'made'.
- 1.2 The objective of each player is to place the opponent's king 'under attack' in such a way that the opponent has no legal move. The player who achieves this goal is said to have 'checkmated' the opponent's king and to have won the game. Leaving one's own king under attack, exposing one's own king to attack and also 'capturing' the opponent's king are not allowed. The opponent whose king has been checkmated has lost the game.
- 1.3 If the position is such that neither player can possibly checkmate the opponent's king, the game is drawn (see Article 5.2.b).










Sometimes, neither white nor black can checkmate the opponent. In such a case the game is drawn. The easiest example is when on the chessboard there are only the two kings.

Article 2: The initial position of the pieces on the chessboard

- 2.1 The chessboard is composed of an 8 x 8 grid of 64 equal squares alternately light (the 'white' squares) and dark (the 'black' squares).
The chessboard is placed between the players in such a way that the near corner square to the right of the player is white.
- 2.2 At the beginning of the game one player has 16 light-coloured pieces (the 'white' pieces); the other has 16 dark-coloured pieces (the 'black' pieces).

These pieces are as follows:

| | | | |
|-----------------|---------------------------------|---|---|
| A white king | usually indicated by the symbol |  | K |
| A white queen | usually indicated by the symbol |  | Q |
| Two white rooks | usually indicated by the symbol |  | R |

| | | | |
|-------------------|---------------------------------|---|---|
| Two white bishops | usually indicated by the symbol |  | B |
| Two white knights | usually indicated by the symbol |  | N |
| Eight white pawns | usually indicated by the symbol |  | |
| A black king | usually indicated by the symbol |  | K |
| A black queen | usually indicated by the symbol |  | Q |
| Two black rooks | usually indicated by the symbol |  | R |
| Two black bishops | usually indicated by the symbol |  | B |
| Two black knights | usually indicated by the symbol |  | N |
| Eight black pawns | usually indicated by the symbol |  | |

Staunton Pieces



p Q K B N R

2.3 The initial position of the pieces on the chessboard is as follows:



2.4 The eight vertical columns of squares are called 'files'. The eight horizontal rows of squares are called 'ranks'. A straight line of squares of the same colour, running from one edge of the board to an adjacent edge, is called a 'diagonal'.

A chessboard can be made of different material, but the colour of the squares (dark = brown or black and light = white or cream) must be clearly different. It is useful that it is not shiny to avoid reflects and disturbance of players. The dimension of the chessboard must fit with the dimension of the pieces. (For more information see FIDE Handbook C.06 FIDE Tournament Rules).

It is very important to check the orientation of the chessboard and the correct position of all the pieces before starting the game. Doing this an arbiter can avoid a lot of possible claims about reversed Kings and Queens or Knights and Bishops.

Sometimes there is a disagreement between players how to place the knights. Each player has his own habit regarding this. Each player may place his own knights as he likes before the start of the game. He may only do so during the game after he has informed his opponent that he is going to adjust them (See Article 4: “J’adoube” – “I adjust”).


Article 3: The moves of the pieces

3.1 It is not permitted to move a piece to a square occupied by a piece of the same colour. If a piece moves to a square occupied by an opponent’s piece the latter is captured and removed from the chessboard as part of the same move. A piece is said to attack an opponent’s piece if the piece could make a capture on that square according to the Articles 3.2 to 3.8.

A piece is considered to attack a square, even if this piece is constrained from moving to that square because it would then leave or place the king of its own colour under attack.


Even if a piece is pinned against its own king, it attacks all the squares to which it would be able to move, if it were not pinned.

3.2 The bishop may move to any square along a diagonal on which it stands.




Initially each player has two bishops, one of which moves on light squares, the other one on dark squares. If a player has two or more bishops on squares of the same colour, it must be that the second bishop is the result of a promotion (See article 3.7.e), or an illegal move was played.

3.3 The rook may move to any square along the file or the rank on which it stands.



3.4 The queen may move to any square along the file, the rank or a diagonal on which it stands.




3.5 When making these moves the bishop, rook or queen may not move over any intervening pieces.

3.6 The knight may move to one of the squares nearest to that on which it stands but not on the same rank, file or diagonal.



- 3.7 a. The pawn may move forward to the square immediately in front of it on the same file, provided that this square is unoccupied, or
 b. on its first move the pawn may move as in 3.7.a; alternatively it may advance two squares along the same file provided both squares are unoccupied, or
 c. the pawn may move to a square occupied by an opponent's piece, which is diagonally in front of it on an adjacent file, capturing that piece.



- d. A pawn occupying a square on the same rank as and on an adjacent file to an opponent's pawn which has just advanced two squares in one move from its original square may capture this opponent's pawn as though the latter had been moved only one square. This capture is only legal on the move following this advance and is called an 'en passant' capture.




- e. When a player, having the move, plays a pawn to the rank furthest from its starting position, he must exchange that pawn as part of the same move for a new queen, rook, bishop or knight of the same colour on the intended square of arrival.
 This is called the square of 'promotion'. The player's choice is not restricted to pieces that have been captured previously. This exchange of a pawn for another piece is called promotion, and the effect of the new piece is immediate.

When a player places an inverted (upside- down) Rook in the promotion square and continues the game, the piece is considered as a Rook, even if he names it as a “Queen” or any other piece.

To put an inverted Rook on the promotion square is not considered as an illegal move. The Arbiter has to intervene and put the Rook in its correct position on the square and he may penalize the player according to the Article 12.9.

3.8 a. There are two different ways of moving the king, by moving to an adjoining square




or ‘castling’.

This is a move of the king and either rook of the same colour along the player’s first rank, counting as a single move of the king and executed as follows: the king is transferred from its original square two squares towards the rook on its original square, then that rook is transferred to the square the king has just crossed.



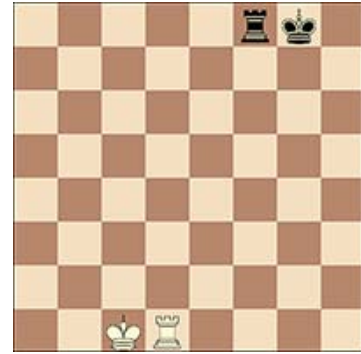
**Before white kingside castling
Before black queenside castling**



**After white kingside castling
After black queenside castling**



**Before white queenside castling
Before black kingside castling**



**After white queenside castling
After black kingside castling**

- b. (1) The right to castle has been lost:
 - [a] if the king has already moved, or
 - [b] with a rook that has already moved.

- (2) Castling is prevented temporarily:
 - [a] if the square on which the king stands, or the square which it must cross, or the square which it is to occupy, is attacked by one or more of the opponent's pieces;
 - [b] if there is any piece between the king and the rook with which castling is to be effected.

- 3.9 The king is said to be 'in check' if it is attacked by one or more of the opponent's pieces, even if such pieces are constrained from moving to that square occupied by the king because they would then leave or place their own king in check. No piece can be moved that will either expose the king of the same colour to check or leave that king in check.

- 3.10 a. A move is legal when all the relevant requirements of Articles 3.1 – 3.9 have been fulfilled.
- b. A move is illegal when it fails to meet the relevant requirements of Articles 3.1 – 3.9
- c. A position is illegal when it cannot have been reached by any series of legal moves.

Article 4: The act of moving the pieces

- 4.1 Each move must be made with one hand only.

4.2 Provided that he first expresses his intention (for example by saying „j’adoube“ or “I adjust”), only the player having the move may adjust one or more pieces on their squares.

Article 4.2 may only be used to correct displaced pieces. In the case the opponent is not present at the board a player should inform the arbiter - if there is an arbiter present - before he starts to adjust pieces on the chessboard.

Except as provided in Article 4.2, any physical contact with a piece, except for clearly accidental contact, shall be considered to be intent.

4.3 Except as provided in Article 4.2, if the player having the move touches on the chessboard, with the intention of moving or capturing:

- a. one or more of his own pieces, he must move the first piece touched that can be moved, or
- b. one or more of his opponent’s pieces, he must capture the first piece touched that can be captured, or
- c. one piece of each colour, he must capture the opponent’s piece with his piece or, if this is illegal, move or capture the first piece touched which can be moved or captured. If it is unclear whether the player’s own piece or his opponent’s was touched first, the player’s own piece shall be considered to have been touched before his opponent’s.

4.4 If a player having the move

- a. touches his king and a rook he must castle on that side if it is legal to do so,
- b. deliberately touches a rook and then his king he is not allowed to castle on that side on that move and the situation shall be governed by Article 4.3.a,
- c. intending to castle, touches the king and then a rook, but castling with this rook is illegal, the player must make another legal move with his king (which may include castling with the other rook). If the king has no legal move, the player is free to make any legal move,
- d. promotes a pawn, the choice of the piece is finalised, when the piece has touched the square of promotion.

4.5 If none of the pieces touched in accordance with Article 4.3 or Article 4.4 can be moved or captured, the player may make any legal move.

4.6 The act of promotion may be performed in various ways:

- a. the pawn does not have to be placed on the square of arrival,
- b. removing the pawn and putting the new piece on the square of promotion may occur in any order.

If an opponent’s piece stands on the square of promotion, it must be captured.

4.7 When, as a legal move or part of a legal move, a piece has been released on a square, it cannot be moved to another square on this move. The move is then considered to have been made in the case of:

a. a capture, when the captured piece has been removed from the chessboard and the player, having placed his own piece on its new square, has released this capturing piece from his hand.

b. castling, when the player's hand has released the rook on the square previously crossed by the king. When the player has released the king from his hand, the move is not yet made, but the player no longer has the right to make any move other than castling on that side, if this is legal.

If castling on this side is illegal, the player must make another legal move with his king (which may include castling with the other rook). If the king has no legal move, the player is free to make any legal move.

c. promotion, when the player's hand has released the new piece on the square of promotion and the pawn has been removed from the board.

4.8 A player forfeits his right to a claim against his opponent's violation of Articles 4.1 – 4.7 once the player touches a piece with the intention of moving or capturing it.

4.9 If a player is unable to move the pieces, an assistant, who shall be acceptable to the arbiter, may be provided by the player to perform this operation.

If an arbiter observes a violation of Article 4 he must always intervene immediately. He should not wait for a claim to be submitted by a player.

Article 5: The completion of the game

5.1 a. The game is won by the player who has checkmated his opponent's king. This immediately ends the game, provided that the move producing the checkmate position was in accordance with Article 3 and Articles 4.2 – 4.7.

b. The game is won by the player whose opponent declares he resigns. This immediately ends the game.

A player may resign in a number of different ways:

- stopping the clock*
- announcing his resignation*
- knocking over the king*

- reaching out his hand to the opponent
- signing a score sheet, and so on.

All of these possibilities are capable of being misinterpreted. Therefore the situation has to be clarified.

A player who does not wish to continue a game and leaves without resigning - or notifying the arbiter - is being discourteous. He may be penalised, at the discretion of the CA, for poor sportsmanship.

- 5.2 a. The game is drawn when the player to move has no legal move and his king is not in check. The game is said to end in 'stalemate'. This immediately ends the game, provided that the move producing the stalemate position was in accordance with Article 3 and Articles 4.2 – 4.7.
- b. The game is drawn when a position has arisen in which neither player can checkmate the opponent's king with any series of legal moves. The game is said to end in a 'dead position'. This immediately ends the game, provided that the move producing the position was in accordance with Article 3 and Articles 4.2 – 4.7.
- c. The game is drawn upon agreement between the two players during the game. This immediately ends the game.
- d. The game may be drawn if an identical position is about to appear or has appeared on the chessboard at least three times (see Article 9.2).
- e. The game may be drawn if each player has made at least the last 50 consecutive moves without the movement of any pawn and without any capture (see Article 9.3).

The best way to conclude a game is to write down the result on the score sheet (if there is any) (See Article 8) and for both players to sign it. This then forms a legal document. Even then things can go wrong. Sometimes it happened that two players signed the score sheet as a draw. In fact White had won. (See Article 8.7 for such a situation.)

COMPETITION RULES

Article 6: The chess clock

6.1 'Chess clock' means a clock with two time displays, connected to each other in such a way that only one of them can run at one time.

'Clock' in the Laws of Chess, means one of the two time displays.

Each time display has a 'flag'.

'Flag fall' means the expiration of the allotted time for a player.

Some digital clocks show “ – “ instead of a flag.

6.2 a. During the game each player, having made his move on the chessboard, shall stop his own clock and start his opponent's clock (that is to say, he shall press his clock). This “completes” the move.

A move is also completed if:

- (1) the move ends the game (see Articles 5.1.a, 5.2.a, 5.2.b, 5.2.c, 9.6a, 9.6b and 9.7), or
- (2) the player has made his next move, in case his previous move was not completed.

A player must be allowed to stop his clock after making his move, even after the opponent has made his next move. The time between making the move on the chessboard and pressing the clock is regarded as part of the time allotted to the player.

Sometimes the following situation occurs:

A player makes a move and before he has stopped his clock, the opponent makes a move. In this situation the player has still the right to stop his clock and to start his opponent's clock.

A game may have more than one period. The requirements of the allotted number of moves and the additional amount of time with each move for each period must be specified in advance. These parameters should not change during a tournament.

b. A player must press his clock with the same hand with which he made his move. It is forbidden for a player to keep his finger on the clock or to 'hover' over it.

Sometimes the following happens:

A player displaces some pieces; in this situation the opponent keeps his finger on the clock button to avoid the player pressing his clock. This is forbidden according to this Article.

- c. The players must handle the chess clock properly. It is forbidden to press it forcibly, to pick it up, to press the clock before moving or to knock it over. Improper clock handling shall be penalised in accordance with Article 12.9.
- d. Only the player whose clock is running is allowed to adjust the pieces.
- e. If a player is unable to use the clock, an assistant, who must be acceptable to the arbiter, may be provided by the player to perform this operation. His clock shall be adjusted by the arbiter in an equitable way. This adjustment of the clock shall not apply to the clock of a player with a disability.

It is clear that the player himself has to provide an assistant. He has to present this assistant in time to the arbiter, not just before the round.

It is usual that 10 minutes are deducted from the time of the player who needs an assistant. No deduction should be made in the case of a disabled player.

6.3 a. When using a chess clock, each player must complete a minimum number of moves or all moves in an allotted period of time and/or may be allocated an additional amount of time with each move. All these must be specified in advance.

b. The time saved by a player during one period is added to his time available for the next period, where applicable.

In the time-delay mode both players receive an allotted 'main thinking time'. Each player also receives a 'fixed extra time' with every move. The countdown of the main thinking time only commences after the fixed extra time has expired. Provided the player stops his clock before the expiration of the fixed time, the main thinking time does not change, irrespective of the proportion of the fixed extra time used.

1. *Cumulative (Fischer) mode: In this mode each player has a main thinking time and receives a fixed extra time (increment) for each move. This increment for his first move is added before he starts his game and then immediately after he has completed each of his following moves. If a player completes his move before the remaining time of this increment for the move expires, this remaining time will be added to the main thinking time.*

2. *Bronstein mode: The main difference between Fisher mode and Bronstein mode is the handling of the extra time. If the player does not use the whole extra time in Bronstein mode the remaining part is deleted.*

3. *Time delay mode: Each player receives a main thinking time. When a player has the move the clock will not start counting for a fixed period (increment). After this period expired the clock is counting down the main playing time.*

6.4 Immediately after a flag falls, the requirements of article 6.3 a. must be checked.

This means that the arbiter (or the player) has to check if the minimum numbers of moves have been completed.

Consider a game 90 minutes for 40 moves and 30 minutes for the rest of the game.

It is normal to investigate whether 40 moves have been made by both players only after a flag has fallen.

If a push counter is used in a digital clock then it is possible to establish whether 40 moves have been made before a flag fall. But this is very dangerous unless the clock displays the number of pushes as a player may have made a mistake. When a digital board is used this may also help in determining the number of moves played.

6.5 Before the start of the game the arbiter shall decide where the chess clock is placed.

In individual tournaments the chess clock is normally placed on the right side of the player who has the black pieces. The chess boards shall be placed in a way so that the arbiter will be able to check at once as many clocks as possible. In case of a disabled left-handed player the arbiter might arrange for the players to sit on the other side of the board. In team competitions the members of the same team usually sit in a row. Then the pieces are set alternate black and white and the clocks all point the same way. Be careful! It quite often happens in team competitions that a player presses the clock of his neighbour.

6.6 At the time determined for the start of the game the clock of the player who has the white pieces is started.

In small tournaments the arbiter starts all clocks.

In tournaments with many players the arbiter announces the start of the round and states that White's clock is started. The arbiter then goes round the room checking that White's clock has been started on all boards.

6.7 a. The rules of a competition shall specify in advance a default time. Any player who arrives at the chessboard after the default time shall lose the game unless the arbiter decides otherwise.

b. If the rules of a competition specify that the default time is not zero and if neither player is present initially, White shall lose all the time that elapses until he arrives, unless the rules of the competition specify or the arbiter decides otherwise.

The start of the session is the moment, when the arbiter announces it. If the default time is 0, the arbiter has to declare the game lost for the players who are not present. Article 8.d of the FIDE Tournament Rules states that for events with more than 30 participants a large digital countdown device must be installed in the playing hall. For FIDE events with fewer than 30 players an appropriate announcement must be made five minutes before the round is due to start and again one minute before start of the game.

If the default time is not 0, it is advisable that the arbiter publicly announces the time of the start of the round and that he writes down the starting time. If the default time is for example 30 minutes and the round was scheduled to start at 15.00, but actually started at 15.15, then any player who doesn't come before 15.45 loses.

6.8 A flag is considered to have fallen when the arbiter observes the fact or when either player has made a valid claim to that effect.

A flag is considered to have fallen when it is noticed or claimed, not when it physically happened.

6.9 Except where Article 5.1.a, 5.1.b, 5.2.a, 5.2.b, and 5.2.c applies, if a player does not complete the prescribed number of moves in the allotted time, the game is lost by the player. However, the game is drawn, if the position is such that the opponent cannot checkmate the player's king by any possible series of legal moves.

6.10 a. Every indication given by the chess clock is considered to be conclusive in the absence of any evident defect. A chess clock with an evident defect shall be replaced by the arbiter, who shall use his best judgement when determining the times to be shown on the replacement chess clock.

To have the possibility to determine as accurately as possible the times on the replaced chess clock, it is advisable to check the clocks during the round, for instance every 30 minutes, and to record the times and the number of moves made. This can be particularly valuable when an increment is used. If a chess clock must be replaced it is essential to mark it as defective and to separate it from the clocks that work correctly.

- b. If during a game it is found that the setting of either or both clocks is incorrect, either player or the arbiter shall stop the chess clock immediately. The arbiter shall install the correct setting and adjust the times and move-counter, if necessary. He shall use his best judgement when determining the clock settings.

It is advisable to write down all the known details of the two clocks before making an adjustment.

- 6.11 If both flags have fallen and it is impossible to establish which flag fell first then
- the game shall continue if this occurs in any period of the game except the last period,
 - the game is drawn if this occurs in the period of a game, in which all remaining moves must be completed.

There are two types of chess clocks: analogue and digital chess clocks. If digital clocks are used, it is possible to define which flag has fallen first. A problem may arise only when analogue chess clocks are used. Therefore it is advisable to use in a tournament one type of chess clocks only.

- 6.12
- If the game needs to be interrupted, the arbiter shall stop the clocks.
 - A player may stop the clocks only in order to seek the arbiter's assistance, for example when promotion has taken place and the piece required is not available.
 - The arbiter shall decide when the game restarts.
 - If a player stops the chess clock in order to seek the arbiter's assistance, the arbiter shall determine whether the player had any valid reason for doing so. If it is obvious that the player had no valid reason for stopping the chess clock, the player shall be penalised according to Article 12.9.

A player may stop the clocks if he feels disturbed by his opponent or spectators or is unwell. Going to the toilet is not necessarily a valid reason for stopping the clocks. The Arbiter may decide otherwise, in case there are medical reasons.

- 6.13 Screens, monitors, or demonstration boards showing the current position on the chessboard, the moves and the number of moves made, and clocks which also show the number of moves, are allowed in the playing hall. However, the player may not make a claim relying solely on information shown in this manner.

An arbiter must realise that the information displayed may be incorrect.

Article 7: Irregularities

- 7.1 If an irregularity occurs and the pieces have to be restored to a previous position, the arbiter shall use his best judgement to determine the times to be shown on the chess clock. This includes the right not to change the clock times. He shall also, if necessary, adjust the clock's move-counter.
- 7.2 a. If during a game it is found that the initial position of the pieces was incorrect, the game shall be cancelled and a new game shall be played.

Be aware that the incorrectness was found during and not after the game. It is not mentioned who or how the mistake was found. If a game is played on an electronic chessboard, it can happen that the computer stops to record the moves. In such cases the operator may inform the arbiter that something went wrong and the arbiter has the duty to check what happened.

- b. If during a game it is found that the chessboard has been placed contrary to Article 2.1, the game shall continue but the position reached must be transferred to a correctly placed chessboard.
- 7.3 If a game has begun with colours reversed then it shall continue, unless the arbiter rules otherwise.

In case the irregularity was found early enough, for example within the first five minutes, and no exchanges of pawns or pieces have been made, then the Arbiter may decide the game to start from the beginning with the right colours. The Arbiter shall not start a new game when there is a possibility that the schedule of the tournament will be in danger.

- 7.4 If a player displaces one or more pieces, he shall re-establish the correct position in his own time. If necessary, either the player or his opponent shall stop the chess clock and ask for the arbiter's assistance. The arbiter may penalise the player who displaced the pieces.

The Arbiter must be very careful here. Suppose player A has the move and his clock is running. Then player B displaces one of his own pieces (by accident). It is not correct that player A starts player B's clock. Of course, if player A is really disturbed, he shall summon the arbiter, after he has stopped both clocks. This Article should be applied with flexibility.

- 7.5 a. If during a game it is found that an illegal move has been completed, the position immediately before the irregularity shall be reinstated. If the position immediately before the irregularity cannot be determined, the game shall continue from the last identifiable position prior to the irregularity. Articles 4.3 and 4.7 apply to the move replacing the illegal move. The game shall then continue from this reinstated position.

If the player has moved a pawn to the furthest distant rank, pressed the clock, but not replaced the pawn with a new piece, the move is illegal. The pawn shall be replaced by a queen of the same colour as the pawn.

First of all, it is very important that the irregularity must be discovered during the game. After the players have signed the score sheets or in another way it is clear that the game is over, corrections are not possible. The result stands. Furthermore in case the irregularity is discovered during the game, it is important, that the game continues with the piece the irregular move was played or that the piece which was taken will be taken with another piece, if possible.

- b. After the action taken under Article 7.5.a, for the first completed illegal move by a player the arbiter shall give two minutes extra time to his opponent; for a second completed illegal move by the same player the arbiter shall declare the game lost by this player. However, the game is drawn if the position is such that the opponent cannot checkmate the player's king by any possible series of legal moves.

- 7.6 If during a game it is found that any piece has been displaced from its correct square the position before the irregularity shall be reinstated. If the position immediately before the irregularity cannot be determined, the game shall continue from the last identifiable position prior to the irregularity. The game shall then continue from this reinstated position.

It is advisable that the investigation to determine from which position the game shall be continued, will take place under supervision of the arbiter.

Article 8: The recording of the moves

- 8.1 a. In the course of play each player is required to record his own moves and those of his opponent in the correct manner, move after move, as clearly and

legibly as possible, in the algebraic notation (Appendix C), on the score sheet prescribed for the competition.

It is forbidden to write the moves in advance, unless the player is claiming a draw according to Article 9.2 or 9.3 or adjourning a game according to Appendix E.1.a.

- b. The score sheet shall be used only for recording the moves, the times of the clocks, offers of a draw, matters relating to a claim and other relevant data.
- c. A player may reply to his opponent's move before recording it, if he so wishes. He must record his previous move before making another.
- d. Both players must record the offer of a draw on the score sheet with a symbol (=).
- e. If a player is unable to keep score an assistant, who must be acceptable to the arbiter, may be provided by the player to write the moves. His clock shall be adjusted by the arbiter in an equitable way. This adjustment of the clock shall not apply to a player with a disability.

Notice that it is forbidden to record the move in advance. Only in case of a draw claim (Article 9.2. and 9.3) and adjourning it is allowed.

It is permitted to record the moves as a pair (his opponent's move and his own move), but the score sheet has to be up to date before making the next move.

8.2 The score sheet shall be visible to the arbiter throughout the game.

Nowadays there are generally no problems with this Article. The habit of concealing the written on the score sheet moves with a pen does not violate this article. But still the arbiter has full right to remove the pen from the score sheet, whenever he wants to check the number of the moves played by the player.

8.3 The score sheets are the property of the organisers of the competition.

A player is not allowed to keep his original score sheet. He has to deliver it to the arbiter when the game is finished and keep a copy (if any).

8.4 If a player has less than five minutes left on his clock at some stage in a period and does not have additional time of 30 seconds or more added with each move, then for the remainder of the period he is not obliged to meet the requirements of Article 8.1.

- 8.5 a. If neither player keeps score under Article 8.4, the arbiter or an assistant should try to be present and keep score. In this case, immediately after a flag has fallen the arbiter shall stop the chess clock. Then both players shall update their score sheets, using the arbiter's or the opponent's score sheet.

It happens quite often that in this time trouble phase the player asks the arbiter how many moves are left until the time control. The arbiter shall never give any information about the number of made moves, even not after a player or both players have completed the required number of moves. Only after a flag fall the arbiter shall come into action: he stops both clocks and orders the players to update the score sheets. Only after both players have updated their score sheets the arbiter shall start the clock of the player who has the move.

- b. If only one player has not kept score under Article 8.4, he must, as soon as either flag has fallen, update his score sheet completely before moving a piece on the chessboard. Provided it is that player's move, he may use his opponent's score sheet, but must return it before making a move.

Notice that, in this situation, after a flag fall, the arbiter does not stop the clocks.

- c. If no complete score sheet is available, the players must reconstruct the game on a second chessboard under the control of the arbiter or an assistant. He shall first record the actual game position, clock times, whose clock was running and the number of moves made/completed, if this information is available, before reconstruction takes place.

The reconstruction should take place after both clocks have been stopped and should preferably be done away from the players chessboards, so that not to disturb other players.

- 8.6 If the score sheets cannot be brought up to date showing that a player has overstepped the allotted time, the next move made shall be considered as the first of the following time period, unless there is evidence that more moves have been made or completed.

Suppose the required number of moves until the time control is 40. If only 37 moves can be found, then the next move on the score sheet will be move 41; if only 42 can be found and it is sure that more moves were completed, but not exactly how many moves, then the next move will be counted as move number 43.

- 8.7 At the conclusion of the game both players shall sign both score sheets, indicating the result of the game. Even if incorrect, this result shall stand, unless the arbiter decides otherwise.

At the moment the arbiter sees that a game has been finished, he should rush to that board and request the players to write the result of the game and to sign the score sheets. The arbiter should immediately check that both score sheets show the identical results.

Article 9: The drawn game

- 9.1 a. The rules of a competition may specify that players cannot agree to a draw, whether in less than a specified number of moves or at all, without the consent of the arbiter.

If a competition applies this rule, then the mentioned number of moves or the no agreement at all, should be communicated with the players in the invitation to the tournament. It is advisable before the start of the tournament to repeat the rule of the tournament. It is clear that the rule applies only for a draw agreement. The Articles 9.2, 9.3 and 9.6 still apply during the whole game.

- b. However, if the rules of a competition allow a draw agreement the following shall apply:
- (1) A player wishing to offer a draw shall do so after having made a move on the chessboard and before pressing his clock. An offer at any other time during play is still valid but Article 11.5 must be considered. No conditions can be attached to the offer. In both cases the offer cannot be withdrawn and remains valid until the opponent accepts it, rejects it orally, rejects it by touching a piece with the intention of moving or capturing it, or the game is concluded in some other way.
 - (2) The offer of a draw shall be noted by each player on his score sheet with the symbol (=).
 - (3) A claim of a draw under Article 9.2 or 9.3 shall be considered to be an offer of a draw.

The correct sequence of a draw offer is clear:

- 1. making a move*
- 2. offering of a draw*
- 3. pressing the clock.*

If a player deviates from this order, the offer still stands though it is in fact incorrect. The arbiter in this case has to penalise the player, according to the Article 12.9. No conditions can be attached. Some examples: The player forces the opponent to accept the offer within 2 minutes. In a team competition: a draw is offered under the condition that another game in the match shall be resigned or shall be drawn as well. In both cases the offer of a draw is valid, but not the attached condition. Regarding 9.1.b. (3): If a player claims a draw, the opponent has the possibility to agree immediately to the draw. In this case the arbiter does not need to check the correctness of the claim. But be careful. If there is a draw restriction (for example: no draw offers are allowed before 30 moves have been completed by both players) and the claim has been submitted before that move (i.e. after 28 moves), then the claim has to be checked by the Arbiter in any case, even if the opponent would agree to a draw.

- 9.2 The game is drawn upon a correct claim by a player having the move, when the same position, for at least the third time (not necessarily by a repetition of moves)
- a. is about to appear, if he first writes his move, which cannot be changed, on his score sheet and declares to the arbiter his intention to make this move, or
 - b. has just appeared, and the player claiming the draw has the move.

Positions are considered the same if and only if the same player has the move, pieces of the same kind and colour occupy the same squares, and the possible moves of all the pieces of both players are the same.

Thus positions are not the same if:

- (1) at the start of the sequence a pawn could have been captured en passant
- (2) a king or rook had castling rights, but forfeited these after moving. The castling rights are lost only after the king or rook is moved.

It is advisable to check the correctness of a claim in the presence of both players. It is also advisable to replay the game and not to decide by only using the score sheets. If electronic boards are used it is possible to check it on the computer.

- 9.3 The game is drawn, upon a correct claim by a player having the move, if
- a. he writes his move, which cannot be changed, on his score sheet and declares to the arbiter his intention to make this move which will result in the last 50 moves by each player having been made without the movement of any pawn and without any capture, or
 - b. the last 50 consecutive moves by each player have been completed without the movement of any pawn and without any capture.

See comment to article 9.2.

9.4 If the player touches a piece as in Article 4.3 he loses the right to claim a draw under Article 9.2 or 9.3 on that move.

The player loses his right to claim a draw only on that move. He has always the possibility to make a new claim in the game based on the actual position.

9.5 If a player claims a draw under Article 9.2 or 9.3 he or the arbiter may stop the chess clock (see Articles 6.12.a or 6.12.b). He is not allowed to withdraw his claim.

- a. If the claim is found to be correct, the game is immediately drawn.
- b. If the claim is found to be incorrect, the arbiter shall add two minutes to the opponent's remaining thinking time. Then the game shall continue. If the claim was based on an intended move, this move must be made in accordance with Articles 3 and 4.

It is mentioned that the intended move must be played, but if the intended move is illegal, another move with this piece must be made. All the other details of Article 4 are also valid.

- 9.6 If one or both of the following occur(s) then the game is drawn:
- a. the same position has appeared, as in 9.2b, for at least five consecutive alternate moves by each player.
 - b. any consecutive series of 75 moves have been completed by each player without the movement of any pawn and without any capture. If the last move resulted in checkmate, that shall take precedence.

9.7 The game is drawn when a position is reached from which a checkmate cannot occur by any possible series of legal moves. This immediately ends the game, provided that the move producing this position was legal.

In both 9.6 and 9.7 cases the Arbiter has to intervene and stop the game, declaring it as a draw.

Article 10: Points

- 10.1 Unless the rules of a competition specify otherwise, a player who wins his game or wins by forfeit, scores one point (1), a player who loses his game or loses by forfeit scores no points (0) and a player who draws his game scores a half point ($\frac{1}{2}$).

Another scoring system from time to time used is for a win 3 points, for a draw 1 point and for a lost game 0 points.

Article 11: The conduct of the players

- 11.1 The players shall take no action that will bring the game of chess into disrepute.

This is an Article which can be used for any infringements not mentioned in the Laws of Chess

- 11.2 The 'playing venue' is defined as the 'playing area', rest rooms, toilets, refreshment area, area set aside for smoking and other places as designated by the arbiter.

The playing area is defined as the place where the games of a competition are played.

Only with the permission of the arbiter can

- a. a player leave the playing venue
- b. the player having the move be allowed to leave the playing area
- c. a person who is neither a player nor arbiter be allowed access to the playing area.

If possible, spectators should not enter the playing area. It is advisable to have all other rooms always under control of assistants.

- 11.3 a. During play the players are forbidden to make use of any notes, sources of information or advice, or analyse any game on another chessboard.

In the previous Laws of Chess only an analysis of the own game was forbidden; now the rule is much stronger.

- b. During play, a player is forbidden to have a mobile phone and/or other electronic means of communication in the playing venue. If it is evident that a player brought such a device into the playing venue, he shall lose the game. The opponent shall win.
- The rules of a competition may specify a different, less severe, penalty. The arbiter may require the player to allow his clothes, bags or other items to be inspected, in private. The arbiter or a person authorised by the arbiter shall inspect the player and shall be of the same gender as the player. If a player refuses to cooperate with these obligations, the arbiter shall take measures in accordance with Article 12.9.

The regulations about electronic devices are now very strict. No mobile phone is allowed in the playing venue and it makes no difference if it is switched on or off. If a mobile phone is found with a player his/her game is immediately lost and the opponent shall win. The result shall be 1-0 or 0-1. New is the possibility for an arbiter or an organizer to specify in advance a less severe penalty for a violation of this article. Suppose the following situation occurs: There is no zero-tolerance. Player A is in the playing hall at the start of the round. His opponent, Player B is absent. Immediately after player A made his first move his mobile rings. The arbiter declares the game lost for Player A. Some minutes later, but still on time, Player B arrives. The score is “-/+”, it is not a “played” game and it cannot be rated.

- c. Smoking is permitted only in the section of the venue designated by the arbiter .

If possible, this smoking area should be close to the playing area.

11.4 Players who have finished their games shall be considered to be spectators.

It means that the players, who finished their games, have to leave the playing area. Nevertheless, give them a few minutes to watch the other boards.

11.5 It is forbidden to distract or annoy the opponent in any manner whatsoever. This includes unreasonable claims, unreasonable offers of a draw or the introduction of a source of noise into the playing area.

Probably the draw offers or claims are quite reasonable, but repeating them too often can annoy the opponent.

- 11.6 Infraction of any part of Articles 11.1 to 11.5 shall lead to penalties in accordance with Article 12.9.
- 11.7 Persistent refusal by a player to comply with the Laws of Chess shall be penalised by loss of the game. The arbiter shall decide the score of the opponent.

It is very difficult to give a general guideline for application of this Article, but if an arbiter for the third or fourth time has to warn the player, there is a good reason to declare the game lost. It is advisable to inform the player, that Article 11.7 shall be applied at the next infringement.

- 11.8 If both players are found guilty according to Article 11.7, the game shall be declared lost by both players.
- 11.9 A player shall have the right to request from the arbiter an explanation of particular points in the Laws of Chess.
- 11.10 Unless the rules of the competition specify otherwise, a player may appeal against any decision of the arbiter, even if the player has signed the scoresheet (see Article 8.7).

The details of appeals should be part of the regulations of the event.

Article 12: The role of the Arbiter (see Preface)

- 12.1 The arbiter shall see that the Laws of Chess are strictly observed.

*The Arbiter must be present and control the games.
In case the arbiter observes an infringement, he may interfere. He must not wait for a claim from the opponent. Example: A player touches a piece and makes a move with another one. The arbiter shall force the player to play the touched piece.*

- 12.2 The arbiter shall
- a. ensure fair play

- b. act in the best interest of the competition
- c. ensure that a good playing environment is maintained
- d. ensure that the players are not disturbed
- e. supervise the progress of the competition
- f. take special measures in the interests of disabled players and those who need medical attention.

The Arbiter must take care to avoid any kind of cheating by the players.

- 12.3 The arbiter shall observe the games, especially when the players are short of time, enforce decisions he has made, and impose penalties on players where appropriate.
- 12.4 The arbiter may appoint assistants to observe games, for example when several players are short of time.
- 12.5 The arbiter may award either or both players additional time in the event of external disturbance of the game.
- 12.6 The arbiter must not intervene in a game except in cases described by the Laws of Chess. He shall not indicate the number of moves made, except in applying Article 8.5, when at least one flag has fallen. The arbiter shall refrain from informing a player that his opponent has completed a move or that the player has not pressed his clock.
- 12.7 If someone observes an irregularity, he may inform only the arbiter. Players in other games are not to speak about or otherwise interfere in a game. Spectators are not allowed to interfere in a game. The arbiter may expel offenders from the playing venue.

This Article includes also the calling of a flag fall.

- 12.8 Unless authorised by the arbiter, it is forbidden for anybody to use a mobile phone or any kind of communication device in the playing venue and any contiguous area designated by the arbiter.

This Article applies also to officials, organisers and arbiters.

- 12.9 Options available to the arbiter concerning penalties:

- a. warning,
- b. increasing the remaining time of the opponent,
- c. reducing the remaining time of the offending player,
- d. increasing the points scored in the game by the opponent to the maximum available for that game,
- e. reducing the points scored in the game by the offending person,
- d. declaring the game to be lost by the offending player (the arbiter shall also decide the opponent's score),
- g. a fine announced in advance
- h. expulsion from the competition.

Article 12.9.h. may be applied in cooperation with the organizer of the event.

APPENDICES

The main idea for the changes in the new rules for Rapidplay and Blitz was the attempt to use as much as possible the same rules for all kinds of chess.

A. Rapidplay

A.1 A 'Rapidplay' game is one where either all the moves must be completed in a fixed time of more than 10 minutes but less than 60 minutes for each player; or the time allotted plus 60 times any increment is of more than 10 minutes, but less than 60 minutes for each player.

Example 1: According to the Tournament Regulations of an event, the time control is 30 minutes for the whole game and 30 seconds increment for each move.

That is: for 60 moves we would get $30' + (30'' \times 60) = 30' + 30' = 60'$.

So as according to the Article A1 "A Rapidplay" is a game where all moves must be completed in less than 60 minutes for each player, then such a game is considered to be standard chess.

Example 2: According to the Tournament Regulations of an event, the time control is 10 minutes for the whole game and 5 seconds increment for each move.

That is: for 60 moves we would get $10' + (5'' \times 60) = 10' + 5' = 15'$. So as according to the Article A.1 such a game is considered to be Rapidplay chess.

A.2 Players do not need to record the moves.

Players are allowed to record the moves, but they may stop recording any time they wish.

A.3 The Competition Rules shall apply if

- a. one arbiter supervises at most three games, and
- b. each game is recorded by the arbiter or his assistant and, if possible, by electronic means.

If there are enough arbiters – one arbiter for three games – and if there are assistants to record all the games, the only difference between rapid games and standard games is Art. A.2.

A.4 Otherwise the following apply:

- a. From the initial position, once ten moves have been completed by each player,
 - (1) no change can be made to the clock setting, unless the schedule of the event would be adversely affected.
 - (2) no claim can be made regarding incorrect set-up or orientation of the chessboard. In case of incorrect king placement, castling is not allowed. In case of incorrect rook placement, castling with this rook is not allowed.
- b. An illegal move is completed once the player has pressed his clock. If the arbiter observes this he shall declare the game lost by the player, provided the opponent has not made his next move. If the arbiter does not intervene, the opponent is entitled to claim a win, provided the opponent has not made his next move. However, the game is drawn if the position is such that the opponent cannot checkmate the player's king by any possible series of legal moves. If the opponent does not claim and the arbiter does not intervene, the illegal move shall stand and the game shall continue. Once the opponent has made his next move, an illegal move cannot be corrected unless this is agreed by the players without intervention of the arbiter.
- c. To claim a win on time, the claimant must stop the chess clock and notify the arbiter. For the claim to be successful, the claimant must have time remaining on his own clock after the chess clock has been stopped. However, the game is drawn if the position is such that the opponent cannot checkmate the player's king by any possible series of legal moves.

If a player claims that his opponent overstepped the allotted time and he did not stop the clocks, and then his flag fell down before the arbiter fixed the result, the game shall be declared a draw.

- d. If the arbiter observes both kings are in check, or a pawn on the rank furthest from its starting position, he shall wait until the next move is completed. Then, if the illegal position is still on the board, he shall declare the game drawn.

In Rapid play the arbiter has also to call a flag fall, if he observes it.

A.5 The Rules for a competition shall specify whether Article A.3 or Article A.4 shall apply for the entire event.

B. Blitz

- B.1 A 'blitz' game' is one where all the moves must be completed in a fixed time of 10 minutes or less for each player; or the allotted time plus 60 times any increment is 10 minutes or less.

According to the Tournament Regulations of an event the time control is 5 minutes for the whole game and 5 seconds increment for each move.

That is: for 60 moves we would get $5' + (5' \times 60) = 5' + 5' = 10'$.

According to Art. B.1 we have a Blitz game.

- B.2 The penalties mentioned in Articles 7 and 9 of the Competition Rules shall be one minute instead of two minutes.
- B.3 The Competition Rules shall apply if
- one arbiter supervises one game, and
 - each game is recorded by the arbiter or his assistant and, if possible, by electronic means.
- B.4 Otherwise, play shall be governed by the Rapidplay Laws as in Article A.4.
- B.5 The Rules for a competition shall specify whether Article B.3 or Article B.4 shall apply for the entire event.

C. Algebraic notation

FIDE recognizes for its own tournaments and matches only one system of notation, the Algebraic System, and recommends the use of this uniform chess notation also for chess literature and periodicals. Score sheets using a notation system other than algebraic may not be used as evidence in cases where normally the score sheet of a player is used for that purpose. An arbiter who observes that a player is using a notation system other than the algebraic should warn the player about of this requirement.

Description of the Algebraic System

- C.1 In this description, 'piece' means a piece other than a pawn

- C.2 Each piece is indicated by an abbreviation. In the English language it is the first letter, a capital letter, of its name. Example: K=king, Q=queen, R=rook, B=bishop, N=knight. (N is used for a knight in order to avoid ambiguity.)
- C.3 For the abbreviation of the name of the pieces, each player is free to use the first letter of the name which is commonly used in his country. Examples: F=fou (French for bishop), L=lopper (Dutch for bishop). In printed periodicals, the use of figurines for the pieces is recommended.
- C.4 Pawns are not indicated by their first letter, but are recognized by the absence of such a letter. Examples: the moves are written e5, d4, a5, not pe5, Pd4, pa5.
- C.5 The eight files (from the left to right for White and from right to left for Black) are indicated by the small letters, a, b, c, d, e, f, g, and h, respectively.
- C.6 The eight ranks (from bottom to top for White and from top to bottom for Black) are numbered 1, 2, 3, 4, 5, 6, 7, 8, respectively. Consequently, in the initial position the white pieces and pawns are placed on the first and second ranks; the black pieces and pawns on the eighth and seventh ranks.
- C.7 As a consequence of the previous rules, each of the sixty-four squares is invariably indicated by a unique combination of a letter and a number.

| | | | | | | | |
|----|----|----|----|----|----|----|----|
| a8 | b8 | c8 | d8 | e8 | f8 | g8 | h8 |
| a7 | b7 | c7 | d7 | e7 | f7 | g7 | h7 |
| a6 | b6 | c6 | d6 | e6 | f6 | g6 | h6 |
| a5 | b5 | c5 | d5 | e5 | f5 | g5 | h5 |
| a4 | b4 | c4 | d4 | e4 | f4 | g4 | h4 |
| a3 | b3 | c3 | d3 | e3 | f3 | g3 | h3 |
| a2 | b2 | c2 | d2 | e2 | f2 | g2 | h2 |
| a1 | b1 | c1 | d1 | e1 | f1 | g1 | h1 |

- C.8 Each move of a piece is indicated by a) the abbreviation of the name of the piece in question and b) the square of arrival. There is no hyphen between a) and b). Examples: Be5, Nf3, Rd1.
In the case of pawns, only the square of arrival is indicated. Examples: e5, d4, a5.
- C.9 When a piece makes a capture, an x may be inserted between a) the abbreviation of the name of the piece in question and b) the square of arrival. Examples: Bxe5, Nxf3, Rxd1, see also C.10.

When a pawn makes a capture, the file of departure must be indicated, then an x may be inserted, then the square of arrival. Examples: dxe5, gxf3, axb5. In the case of an 'en passant' capture, 'e.p.' may be appended to the notation. Example: exd6 e.p.

C.10 If two identical pieces can move to the same square, the piece that is moved is indicated as follows:

1. If both pieces are on the same rank: by a) the first letter of the name of the piece, b) the file of departure, and c) the square of arrival.
2. If both pieces are on the same file: by a) the abbreviation of the name of the piece, b) the rank of the square of departure, and c) the square of arrival.

If the pieces are on different ranks and files method 1) is preferred.

In the case of capture, an x may be inserted between b) and c).

Examples:

- a. There are two knights, on the squares g1 and e1, and one of them moves to the square f3: either Ngf3 or Nef3, as the case may be.
- b. There are two knights, on the squares g5 and g1, and one of them moves to the square f3: either N5f3 or N1f3, as the case may be.
- c. There are two knights, on the squares h2 and d4, and one of them moves to the square f3: either Nhf3 or Ndf3, as the case may be.
- d. If a capture takes place on the square f3, the notation of the previous example is still applicable, but an x may be inserted: 1) either Ngxf3 or Nexf3, 2) either N5xf3 or N1xf3, 3) either Nhxf3 or Ndx3, as the case may be.

C.11 In the case of the promotion of a pawn, the actual pawn move is indicated, followed immediately by the first letter of the new piece. Examples: d8Q, exf8N, b1B, g1R.

C.12 The offer of a draw shall be marked as (=).

C.13 Abbreviations

- | | |
|-----------|---|
| 0 - 0 | = castling with rook h1 or rook h8 (kingside castling) |
| 0 - 0 - 0 | = castling with rook a1 or rook a8 (queenside castling) |
| x | = captures |
| + | = check |
| ++or# | = checkmate |
| e.p. | = captures 'en passante' |

The last four are optional.

Sample game:

1. e4 e5 2. Nf3 Nf6 3. d4 exd4 4. e5 Ne4 5. Qxd4 d5 6. exd6e.p. Nxd6 7. Bg5 Nc6 8. Qe3+ Be7 9. Nbd2 0-0 10. 0-0-0 Re8 11. Kb1 (=)

Or: 1. e4 e5 2. Nf3 Nf6 3. d4 ed4 4. e5 Ne4 5. Qd4 d5 6. ed6 Nd6 7. Bg5 Nc6 8. Qe3 Be7 9. Nbd2 0-0 10. 0-0-0 Re8 11. Kb1 (=).

D. Rules for play with blind and visually disabled players

D.1 The organiser, after consulting the arbiter, shall have the power to adapt the following rules according to local circumstances. In competitive chess between sighted and visually disabled players (legally blind) either player may demand the use of two boards, the sighted player using a normal board, the visually disabled player using one specially constructed. This board must meet the following requirements:

- a. measure at least 20 by 20 centimetres;
- b. have the black squares slightly raised;
- c. have a securing aperture in each square;

The requirements for the pieces are:

- a. all are provided with a peg that fits into the securing aperture of the board;
- b. all are of Staunton design, the black pieces being specially marked.

D.2 The following regulations shall govern play:

1. The moves shall be announced clearly, repeated by the opponent and executed on his chessboard. When promoting a pawn, the player must announce which piece is chosen. To make the announcement as clear as possible, the use of the following names is suggested instead of the corresponding letters, algebraic.

A - Anna

B - Bella

C - Cesar

D - David

E - Eva

F - Felix

G - Gustav

H - Hector

Unless the arbiter decides otherwise, ranks from white to black shall be given the German numbers:

1 - eins

- 2 - zwei
- 3 - drei
- 4 - vier
- 5 - fuenf
- 6 - sechs
- 7 - sieben
- 8 - acht

Castling is announced "Lange Rochade" (German for long castling) and "Kurze Rochade" (German for short castling).

The pieces bear the names: Koenig, Dame, Turm, Laeufer, Springer, Bauer.

2. On the visually handicapped player's board a piece shall be considered 'touched' when it has been taken out of the securing aperture.
3. A move shall be considered 'made' when:
 - a. in the case of a capture, the captured piece has been removed from the board of the player whose turn it is to move;
 - b. a piece has been placed into a different securing aperture;
 - c. the move has been announced.Only then the opponent's clock shall be started.
4. As far as points 2 and 3 are concerned the normal rules are valid for the sighted player.
5. A specially constructed chess clock for the visually disabled shall be admissible. It shall incorporate the following features:
 - a. A dial fitted with reinforced hands, with every five minutes marked by one dot, and every 15 minutes by two raised dots.
 - b. A flag which can be easily felt. Care should be taken that the flag is so arranged as to allow the player to feel the minute hand during the last 5 minutes of the full hour.
 - c. optionally, a means of announcing audibly to the visually disabled player the number of moves.
6. The visually disabled player must keep score of the game in Braille or longhand or record the moves on a recording device.
7. A slip of the tongue in the announcement of a move must be corrected immediately and before the clock of the opponent is started.

8. If during a game different positions should arise on the two boards, they must be corrected with the assistance of the arbiter and by consulting both players' game scores. If the two game scores correspond with each other, the player who has written the correct move but executed the wrong one must adjust his position to correspond with the move on the game scores. When the game scores are found to differ, the moves shall be retraced to the point where the two scores agree, and the arbiter shall readjust the clocks accordingly.
9. The visually disabled player shall have the right to make use of an assistant who shall have any or all of the following duties:
 - a. making either player's move on the board of the opponent
 - b. announcing the moves of both players
 - c. keeping the game score of the visually disabled player and starting his opponent's clock, (keeping point 3.c in mind)
 - d. informing the visually handicapped player only at his request of the number of moves completed and the time used up by both players
 - e. claiming the game in cases where the time limit has been exceeded and informing the arbiter when the sighted player has touched one of his pieces
 - f. carrying out the necessary formalities in cases where the game is adjourned.
10. If the visually disabled player does not make use of an assistant, the sighted player may make use of one who shall carry out the duties mentioned under point 9.a and 9.b.

E. Adjourned games

- E.1 a. If a game is not finished at the end of the time prescribed for play, the arbiter shall require the player having the move to 'seal' that move. The player must write his move in unambiguous notation on his score sheet, put his score sheet and that of his opponent in an envelope, seal the envelope and only then stop the chess clock.

Until he has stopped the chess clock, the player retains the right to change his sealed move. If, after being told by the arbiter to seal his move, the player makes a move on the chessboard he must write that same move on his score sheet as his sealed move.

- b. A player having the move, who adjourns the game before the end of the playing session, shall be considered to have sealed at the nominal time for the end of the session, and his remaining time shall so be recorded.

E.2 The following shall be indicated upon the envelope:

- a. the names of the players
- b. the position immediately before the sealed move
- c. the time used by each player
- d. the name of the player who has sealed the move
- e. the number of the sealed move
- f. the offer of a draw, if the proposal is current
- g. the date, time and venue of resumption of play.

E.3 The arbiter shall check the accuracy of the information on the envelope and is responsible for its safekeeping.

E.4 If a player proposes a draw after his opponent has sealed his move, the offer is valid until the opponent has accepted it or rejected it as in Article 9.1.

E.5 Before the game is to be resumed, the position immediately before the sealed move shall be set up on the chessboard, and the times used by each player when the game was adjourned shall be indicated on the clocks.

E.6 If prior to the resumption the game is agreed drawn, or if one of the players notifies the arbiter that he resigns, the game is concluded.

E.7 The envelope shall be opened only when the player who must reply to the sealed move is present.

E.8 Except in the cases mentioned in the Articles 5, 6.9 and 9.6, the game is lost by a player whose recording of his sealed move

- a. is ambiguous; or
- b. is recorded in such a way that its true significance is impossible to establish; or
- c. is illegal.

E.9 If, at the agreed resumption time

- a. the player having to reply to the sealed move is present, the envelope is opened, the sealed move is made on the chessboard and his clock is started.

- b. the player having to reply to the sealed move is not present, his clock shall be started. On his arrival, he may stop his clock and summon the arbiter. The envelope is then opened and the sealed move is made on the chessboard. His clock is then restarted.
- c. the player who sealed the move is not present, his opponent has the right to record his reply on the score sheet, seal his score sheet in a fresh envelope, stop his clock and start the absent player's clock instead of making his reply in the normal manner. If so, the envelope shall be handed to the arbiter for safekeeping and opened on the absent player's arrival.

E.10 Any player who arrives at the chessboard after the default time shall lose the game unless the arbiter decides otherwise. However, if the sealed move resulted in the conclusion of the game, that conclusion shall still apply.

E.11 If the rules of a competition specify that the default time is not zero, the following shall apply: If neither player is present initially, the player who has to reply to the sealed move shall lose all the time that elapses until he arrives, unless the rules of the competition specify or the arbiter decides otherwise.

- E.12 a. If the envelope containing the sealed move is missing, the game shall continue from the adjourned position, with the clock times recorded at the time of adjournment. If the time used by each player cannot be re-established the arbiter shall set the clocks. The player who sealed the move shall make the move he states he sealed on the chessboard.
- b. If it is impossible to re-establish the position, the game shall be annulled and a new game shall be played.

E.13 If, upon resumption of the game, either player points out before making his first move that the time used has been incorrectly indicated on either clock, the error must be corrected. If the error is not then established the game continues without correction unless the arbiter feels that the consequences will be too severe.

E.14 The duration of each resumption session shall be controlled by the arbiter's timepiece. The starting time shall be announced in advance.

F. Chess960 Rules

F.1 Before a Chess960 game a starting position is randomly set up, subject to certain rules. After this, the game is played in the same way as standard chess. In

particular, pieces and pawns have their normal moves, and each player's objective is to checkmate the opponent's king.

F.2 Starting position requirements

The starting position for Chess960 must meet certain rules. White pawns are placed on the second rank as in regular chess. All remaining white pieces are placed randomly on the first rank, but with the following restrictions:

- a. The king is placed somewhere between the two rooks.
- b. The bishops are placed on opposite-coloured squares.
- c. The black pieces are placed opposite the white pieces.

The starting position can be generated before the game either by a computer program or using dice, coin, cards, etc.

F.3 Chess960 Castling Rules

- a. Chess960 allows each player to castle once per game, a move by potentially both the king and rook in a single move. However, a few interpretations of standard chess games rules are needed for castling, because the standard rules presume initial locations of the rook and king that are often not applicable in Chess960.

b. How to castle

In Chess960, depending on the pre-castling position on the castling king and rook, the castling manoeuvre is performed by one of these four methods:

1. double-move castling: by making a move with the king and a move with the rook, or
2. transposition castling: by transposing the position of the king and the rook, or
3. king-move-only castling: by making only a move with the king, or
4. rook-move-only castling: by making only a move with the rook.

Recommendations

1. When castling on a physical board with a human player, it is recommended that the king be moved outside the playing surface next to his final position, the rook then be moved from its starting position to its final position, and then the king be placed on his final square.
2. After castling, the rook and king's final positions should be exactly the same positions as they would be in standard chess.

Clarification

Thus, after c-side castling (notated as O-O-O and known as queen-side castling in orthodox chess), the King is on the c-square (c1 for White and c8 for Black) and the Rook is on the d-square (d1 for White and d8 for Black). After g-side castling (notated as O-O and known as king-side castling in orthodox chess), the King is on the g-square (g1 for White and g8 for Black) and the Rook is on the f-square (f1 for White and f8 for Black).

Notes

1. To avoid any misunderstanding, it may be useful to state "I am about to castle" before castling.
2. In some starting positions, the king or rook (but not both) do not move during castling.
3. In some starting positions, castling can take place as early as the first move.
4. All the squares between the king's initial and final squares (including the final square), and all of the squares between the rook's initial and final squares (including the final square), must be vacant except for the king and castling rook.
5. In some starting positions, some squares can stay filled during castling that would have to be vacant in standard chess. For example, after c-side castling (O-O-O), it's possible for to have a, b, and/or e still filled, and after g-side castling (O-O), it's possible to have e and/or h filled.

G. Quickplay Finishes

- G.1 A 'quickplay finish' is the phase of a game when all the remaining moves must be completed in a finite time.
- G.2 Before the start of an event it shall be announced whether this Appendix shall apply or not.
- G.3. This Appendix shall only apply to standard play and Rapid play games without increment and not to blitz games.
- G.4 If the player having the move has less than two minutes left on his clock, he may request that a time delay or cumulative time of an extra five seconds be introduced for both players, if possible. This constitutes the offer of a draw. If refused, and the arbiter agrees to the request, the clocks shall then be set with the

extra time; the opponent shall be awarded two extra minutes and the game shall continue.

G.5 If Article G.4 does not apply and the player having the move has less than two minutes left on his clock, he may claim a draw before his flag falls. He shall summon the arbiter and may stop the chess clock (see Article 6.12 b). He may claim on the basis that his opponent cannot win by normal means, and/or that his opponent has been making no effort to win by normal means

- a. If the arbiter agrees that the opponent cannot win by normal means, or that the opponent has been making no effort to win the game by normal means, he shall declare the game drawn. Otherwise he shall postpone his decision or reject the claim.
- b. If the arbiter postpones his decision, the opponent may be awarded two extra minutes and the game shall continue, if possible, in the presence of an arbiter. The arbiter shall declare the final result later in the game or as soon as possible after the flag of either player has fallen. He shall declare the game drawn if he agrees that the opponent of the player whose flag has fallen cannot win by normal means, or that he was not making sufficient attempts to win by normal means.
- c. If the arbiter has rejected the claim, the opponent shall be awarded two extra minutes.

G.6 The following shall apply when the competition is not supervised by an arbiter:
A player may claim a draw when he has less than two minutes left on his clock and before his flag falls. This concludes the game.

He may claim on the basis:

- (1) that his opponent cannot win by normal means, and/or
- (2) that his opponent has been making no effort to win by normal means.

In (1) the player must write down the final position and his opponent must verify it.

In (2) the player must write down the final position and submit an up-to-date score sheet. The opponent shall verify both the score sheet and the final position. The claim shall be referred to the designated arbiter.

Glossary of terms in the Laws of Chess

The number after the term refers to the first time it appears in the Laws.

- adjourn:** 8.1. Instead of playing the game in one session it is temporarily halted and then continued at a later time.
- algebraic notation:** 8.1. Recording the moves using a-h and 1-8 on the 8x8 board.
- analyse:** 11.3. Where one or more players make moves on a board to try to determine what is the best continuation.
- appeal:** 11.10. Normally a player has the right to appeal against a decision of the arbiter or organiser.
- arbiter:** Preface. The person(s) responsible for ensuring that the rules of a competition are followed.
- arbiter's discretion:** There are approximately 39 instances in the Laws where the arbiter must use his judgement.
- assistant:** 8.1. A person who may help the smooth running of the competition in various ways.
- attack:** 3.1. A piece is said to attack an opponent's piece if the player's piece can make a capture on that square.
- black:** 2.1. **1.** There are 16 dark-coloured pieces and 32 squares called black. Or **2.** When capitalised, this also refers to the player of the black pieces.
- blitz:** A game where each player's thinking time is 10 minutes or less.
- board:** 2.4. Short for chessboard.
- Bronstein mode:** 6.3b. See delay mode.
- capture:** 3.1. Where a piece is moved from its square to a square occupied by an opponent's piece, the latter is removed from the board. See also 3.7d. In notation x.
- castling:** 3.8b. A move of the king towards a rook. See the article. In notation 0-0 kingside castling, 0-0-0 queenside castling.
- cellphone:** See mobile phone.
- check:** 3.9. Where a king is attacked by one or more of the opponent's pieces. In notation +.
- checkmate:** 1.2. Where the king is attacked and cannot parry the threat. In notation ++ or #.
- chessboard:** 1.1. The 8x8 grid as in 2.1.
- chessclock:** 6.1. A clock with two time displays connected to each other.
- chess set:** The 32 pieces on the chessboard.
- Chess960:** A variant of chess where the back-row pieces are set up in one of the 960 distinguishable possible positions

claim: 6.8. The player may make a claim to the arbiter under various circumstances.

clock: 6.1. One of the two time displays.

completed move: 6.2a. Where a player has made his move and then pressed his clock.

contiguous area: 12.8. An area touching but not actually part of the playing venue. For example, the area set aside for spectators.

cumulative (Fischer) mode: Where a player receives an extra amount of time (often 30 seconds) prior to each move.

dead position: 5.2b. Where neither player can mate the opponent's king with any series of legal moves.

default time: 6.7. The specified time a player may be late without being forfeited.

delay (Bronstein) mode: 6.3b. Both players receive an allotted 'main thinking time'. Each player also receives a 'fixed extra time' with every move. The countdown of the main thinking time only commences after the fixed extra time has expired. Provided the player presses his clock before the expiration of the fixed extra time, the main thinking time does not change, irrespective of the proportion of the fixed extra time used.

demonstration board: 6.13. A display of the position on the board where the pieces are moved by hand.

diagonal: 2.4. A straight line of squares of the same colour, running from one edge of the board to an adjacent edge.

disability: 6.2e. A condition, such as a physical or mental handicap, that results in partial or complete loss of a person's ability to perform certain chess activities.

draw: 5.2. Where the game is concluded with neither side winning.

draw offer: 9.1.b. Where a player may offer a draw to the opponent. This is indicated on the score sheet with the symbol (=).

en passant: 3.7d. See that article for an explanation. In notation e.p.

exchange: 1. 3.7e. Where a pawn is promoted.
Or 2. Where a player captures a piece of the same value as his own and this piece is recaptured.
Or 3. Where one player has lost a rook and the other has lost a bishop or knight.

explanation: 11.9. A player is entitled to have a Law explained.

fair play: 12.2a. Whether justice has been done has sometimes to be considered when an arbiter finds that the Laws are inadequate.

file: 2.4. A vertical column of eight squares on the chessboard.

Fischer mode: See cumulative mode.

flag: 6.1. The device that displays when a time period has expired.

flag-fall: 6.1. Where the allotted time of a player has expired.

forfeit: 4.8.1. To lose the right to make a claim or move. Or 2. To lose a game because of an infringement of the Laws.

handicap: See **disability**.

I adjust: See j'adoube.

illegal: 3.10a. A position or move that is impossible because of the Laws of Chess.

impairment: See disability.

increment: 6.1. An amount of time (from 2 to 60 seconds) added from the start before each move for the player. This can be in either delay or cumulative mode.

intervene: 12.7. To involve oneself in something that is happening in order to affect the outcome.

j'adoube: 4.2. Giving notice that the player wishes to adjust a piece, but does not necessarily intend to move it.

kingside: 3.8a. The vertical half of the board on which the king stands at the start of the game.

legal move: See Article 3.10a.

made: 1.1. A move is said to have been 'made' when the piece has been moved to its new square, the hand has quit the piece, and the captured piece, if any, has been removed from the board.

mate: Abbreviation of checkmate.

minor piece. Bishop or knight.

mobile phone: 11.3b. Cellphone.

monitor: 6.13. An electronic display of the position on the board.

move: 1.1. **1.** 40 moves in 90 minutes, refers to 40 moves by each player. Or **2.** having the move refers to the player's right to play next. Or **3.** White's best move refers to the single move by White.

move-counter: 6.10b. A device on a chessclock which may be used to record the number of times the clock has been pressed by each player.

normal means: G.5. Playing in a positive manner to try to win; or, having a position such that there is a realistic chance of winning the game other than just flag-fall.

Organiser: 8.3. The person responsible for the venue, dates, prize money, invitations, format of the competition and so on.

over-the-board: Introduction. The Laws cover only this type of chess, not internet, nor correspondence, and so on.

penalties: 12.3. The arbiter may apply penalties as listed in 12.9 in ascending order of severity.

piece: 2. **1.** One of the 32 figurines on the board. Or **2.** A queen, rook, bishop or knight.

playing area: 11.2. The place where the games of a competition are played.

playing venue: 11.2. The only place to which the players have access during play.

points: Normally a player scores 1 point for a win, ½ point for a draw, 0 for a loss. An alternative is 3 for a win, 1 for a draw, 0 for a loss.

press the clock: 6.2a. The act of pushing the button or lever on a chess clock which stops the player's clock and starts that of his opponent.

promotion: 3.7e. Where a pawn reaches the eighth rank and is replaced by a new queen, rook, bishop or knight of the same colour.

queen: As in queen a pawn, meaning to promote a pawn to a queen.

queenside: 3.8a. The vertical half of the board on which the queen stands at the start of the game.

quickplay finish: G. The last part of a game where a player must complete an unlimited number of moves in a finite time.

rank: 2.4. A horizontal row of eight squares on the chessboard.

rapidplay: A. A game where each player's thinking time is more than 10 minutes, but less than 60.

repetition: 5.2.d. 1. A player may claim a draw if the same position occurs three times.
2. A game is drawn if the same position occurs five times.

resigns: 5.1b. Where a player gives up, rather than play on until mated.

rest rooms: 11.2. Toilets, also the room set aside in World Championships where the players can relax.

result: 8.7. Usually the result is 1-0, 0-1 or ½-½. In exceptional circumstances both players may lose (Article 11.8), or one score ½ and the other 0. For unplayed games the scores are indicated by +/- (White wins by forfeit), -/+ (Black wins by forfeit), -/- (Both players lose by forfeit).

rules of the competition: 6.7a. At various points in the Laws there are options. The competition rules must state which have been chosen.

sealed move: E. Where a game is adjourned the player seals his next move in an envelope.

Score sheet: 8.1. A paper sheet with spaces for writing the moves. This can also be electronic.

screen: 6.13. An electronic display of the position on the board.

spectators: 11.4. People other than arbiters or players viewing the games. This includes players after their games have been concluded.

standard play: G3. A game where each player's thinking time is at least 60 minutes.

stalemate: 5.2a. Where the player has no legal move and his king is not in check.

square of promotion: 3.7e. The square a pawn lands on when it reached the eighth rank.

supervise: 12.2e. Inspect or control.

time control: 1. The regulation about the time the player is allotted. For example, 40 moves in 90 minutes, all the moves in 30 minutes, plus 30 seconds cumulatively from move 1. Or 2. A player is said 'to have reached the time control', if, for example he has completed the 40 moves in less than 90 minutes.

- time period:** 8.6. A part of the game where the players must complete a number of moves or all the moves in a certain time.
- touch move:** 4.3. If a player touches a piece with the intention of moving it, he is obliged to move it.
- vertical:** 2.4. The 8th rank is often thought as the highest area on a chessboard. Thus each file is referred to as 'vertical'.
- white:** 2.2. **1.** There are 16 light-coloured pieces and 32 squares called white. Or **2.** When capitalised, this also refers to the player of the white pieces.
- zero tolerance:** (6.7b). Where a player must arrive at the chessboard before the start of the session.
- 50-move rule:** 5.2e. A player may claim a draw if the last 50 moves have been completed by each player without the movement of any pawn and without any capture.
- 75-move rule:** 9.6b. The game is drawn if the last 75 moves have been completed by each player without the movement of any pawn and without any capture.

Types of Tournaments

To establish the pairings for a chess tournament the following systems may be used:

1. Round Robin System

In a Round Robin Tournament all the players play each other. Therefore the number of rounds is the number of participants minus one, in case of an even number of players. If there is an odd number of participants, the number of rounds is equal to the number of players.

Usually the Berger Tables are used to establish the pairings and the colours of each round.

If the number of players is odd, then the player who was supposed to play against the last player has a free day in every round.

3-4 players

| 1 | 2 | 3 |
|-------|-------|-------|
| 1 - 4 | 4 - 3 | 2 - 4 |
| 2 - 3 | 1 - 2 | 3 - 1 |

5-6 players

| 1 | 2 | 3 | 4 | 5 |
|-------|-------|-------|-------|-------|
| 1 - 6 | 6 - 4 | 2 - 6 | 6 - 5 | 3 - 6 |
| 2 - 5 | 5 - 3 | 3 - 1 | 1 - 4 | 4 - 2 |
| 3 - 4 | 1 - 2 | 4 - 5 | 2 - 3 | 5 - 1 |

7-8 players

| 1 | 2 | 3 | 4 | 5 | 6 | 7 |
|-------|-------|-------|-------|-------|-------|-------|
| 1 - 8 | 8 - 5 | 2 - 8 | 8 - 6 | 3 - 8 | 8 - 7 | 4 - 8 |
| 2 - 7 | 6 - 4 | 3 - 1 | 7 - 5 | 4 - 2 | 1 - 6 | 5 - 3 |
| 3 - 6 | 7 - 3 | 4 - 7 | 1 - 4 | 5 - 1 | 2 - 5 | 6 - 2 |
| 4 - 5 | 1 - 2 | 5 - 6 | 2 - 3 | 6 - 7 | 3 - 4 | 7 - 1 |

9-10 players

| 1 | | 3 | 4 | 5 | 6 | 7 | 8 | 9 |
|----------|--------|----------|----------|----------|----------|----------|----------|----------|
| 1 - 10 | 10 - 6 | 2 - 10 | 10 - 7 | 3 - 10 | 10 - 8 | 4 - 10 | 10 - 9 | 5 - 10 |
| 2 - 9 | 7 - 5 | 3 - 1 | 8 - 6 | 4 - 2 | 9 - 7 | 5 - 3 | 1 - 8 | 6 - 4 |
| 3 - 8 | 8 - 4 | 4 - 9 | 9 - 5 | 5 - 1 | 1 - 6 | 6 - 2 | 2 - 7 | 7 - 3 |
| 4 - 7 | 9 - 3 | 5 - 8 | 1 - 4 | 6 - 9 | 2 - 5 | 7 - 1 | 3 - 6 | 8 - 2 |
| 5 - 6 | 1 - 2 | 6 - 7 | 2 - 3 | 7 - 8 | 3 - 4 | 8 - 9 | 4 - 5 | 9 - 1 |

11-12 players

| 1 | 2 | 3 | 4 | 5 | 6 | 7 | 8 | 9 | 10 | 11 |
|----------|----------|----------|----------|----------|----------|----------|----------|----------|-----------|-----------|
| 1 - 12 | 12 - 7 | 2 - 12 | 12 - 8 | 3 - 12 | 12 - 9 | 4 - 12 | 12 - 10 | 5 - 12 | 12 - 11 | 6 - 12 |
| 2 - 11 | 8 - 6 | 3 - 1 | 9 - 7 | 4 - 2 | 10 - 8 | 5 - 3 | 11 - 9 | 6 - 4 | 1 - 10 | 7 - 5 |
| 3 - 10 | 9 - 5 | 4 - 11 | 10 - 6 | 5 - 1 | 11 - 7 | 6 - 2 | 1 - 8 | 7 - 3 | 2 - 9 | 8 - 4 |
| 4 - 9 | 10 - 4 | 5 - 10 | 11 - 5 | 6 - 11 | 1 - 6 | 7 - 1 | 2 - 7 | 8 - 2 | 3 - 8 | 9 - 3 |
| 5 - 8 | 11 - 3 | 6 - 9 | 1 - 4 | 7 - 10 | 2 - 5 | -11 | 3 - 6 | 9 - 1 | 4 - 7 | 10 - 2 |
| 6 - 7 | 1 - 2 | 7 - 8 | 2 - 3 | 8 - 9 | 3 - 4 | 9 - 10 | 4 - 5 | 10 - 11 | 5 - 6 | 11 - 1 |

13-14 players

| 1 | 2 | 3 | 4 | 5 | 6 | 7 | 8 | 9 | 10 | 11 | 12 | 13 |
|----------|----------|----------|----------|----------|----------|----------|----------|----------|-----------|-----------|-----------|-----------|
| 1 - 14 | 14 - 8 | 2 - 14 | 14 - 9 | 3 - 14 | 14 - 10 | 4 - 14 | 14 - 11 | 5 - 14 | 14 - 12 | 6 - 14 | 14 - 13 | 7 - 14 |
| 2 - 13 | 9 - 7 | 3 - 1 | 10 - 8 | 4 - 2 | 11 - 9 | 5 - 3 | 12 - 10 | 6 - 4 | 13 - 11 | 7 - 5 | 1 - 12 | 8 - 6 |
| 3 - 12 | 10 - 6 | 4 - 13 | 11 - 7 | 5 - 1 | 12 - 8 | 6 - 2 | 13 - 9 | 7 - 3 | 1 - 10 | 8 - 4 | 2 - 11 | 9 - 5 |
| 4 - 11 | 11 - 5 | 5 - 12 | 12 - 6 | 6 - 13 | 13 - 7 | 7 - 1 | 1 - 8 | 8 - 2 | 2 - 9 | 9 - 3 | 3 - 10 | 10 - 4 |
| 5 - 10 | 12 - 4 | 6 - 11 | 13 - 5 | 7 - 12 | 1 - 6 | 8 - 13 | 2 - 7 | 9 - 1 | 3 - 8 | 10 - 2 | 4 - 9 | 11 - 3 |
| 6 - 9 | 13 - 3 | 7 - 10 | 1 - 4 | 8 - 11 | 2 - 5 | 9 - 12 | 3 - 6 | 10 - 13 | 4 - 7 | 11 - 1 | 5 - 8 | 12 - 2 |
| 7 - 8 | 1 - 2 | 8 - 9 | 2 - 3 | 9 - 10 | 3 - 4 | 10 - 11 | 4 - 5 | 11 - 12 | 5 - 6 | 12 - 13 | 6 - 7 | 13 - 1 |

15-16 players

| 1 | 2 | 3 | 4 | 5 | 6 | 7 | 8 | 9 | 10 | 11 | 12 | 13 | 14 | 15 |
|----------|----------|----------|----------|----------|----------|----------|----------|----------|-----------|-----------|-----------|-----------|-----------|-----------|
| 1-16 | 16-9 | 2-16 | 16-10 | 3-16 | 16-11 | 4-16 | 16-12 | 5-16 | 16-13 | 6-16 | 16-14 | 7-16 | 16-15 | 8-16 |
| 2-15 | 10-8 | 3-1 | 11-9 | 4-2 | 12-10 | 5-3 | 13-11 | 6-4 | 14-12 | 7-5 | 15-13 | 8-6 | 1-14 | 9-7 |
| 3-14 | 11-7 | 4-15 | 12-8 | 5-1 | 13-9 | 6-2 | 14-10 | 7-3 | 15-11 | 8-4 | 1-12 | 9-5 | 2-13 | 10-6 |
| 4-13 | 12-6 | 5-14 | 13-7 | 6-15 | 14-8 | 7-1 | 15-9 | 8-2 | 1-10 | 9-3 | 2-11 | 10-4 | 3-12 | 11-5 |
| 5-12 | 13-5 | 6-13 | 14-6 | 7-14 | 15-7 | 8-15 | 1-8 | 9-1 | 2-9 | 10-2 | 3-10 | 11-3 | 4-11 | 12-4 |
| 6-11 | 14-4 | 7-12 | 15-5 | 8-13 | 1-6 | 9-14 | 2-7 | 10-15 | 3-8 | 11-1 | 4-9 | 12-2 | 5-10 | 13-3 |
| 7-10 | 15-3 | 8-11 | 1-4 | 9-12 | 2-5 | 10-13 | 3-6 | 11-14 | 4-7 | 12-15 | 5-8 | 13-1 | 6-9 | 14-2 |
| 8-9 | 1-2 | 9-10 | 2-3 | 10-11 | 3-4 | 11-12 | 4-5 | 12-13 | 5-6 | 13-14 | 6-7 | 14-15 | 7-8 | 15-1 |

The best system for players is a Double Round Robin Tournament, because in such a system all players have to play two games against each opponent, one with white pieces and another one with black pieces. But mainly there is not time enough for it and other systems have to be used.

For Tie-Break systems to be used for Round Robin Tournaments, see chapter “TIE - BREAK SYSTEMS”.

2. Swiss Systems

In FIDE, there are five different Swiss systems to be used for pairings:

a. The Dutch System

It is the usual Swiss system for open tournaments well known by players and organizers, and will be described in detail later (see paragraph 8: “Annotated rules for the Dutch Swiss System”);

b. The Lim System

The pairings are made from top score group down before the middle group, then from the bottom score group to the middle group and finally the middle score group;

c. The Dubov System

The objective of this system is to equalize the rating average (ARO) of all players. Therefore, in a score group, the white-seeking players are sorted according to their ARO, the black-seeking players according to their rating. Then, the white-seeking player with the highest ARO is paired against the black-seeking player with the lowest rating;

d. The Burstein System,

The players in a score group are sorted according to their Sonneborn-Berger points (then Buchholz, then Median) and then the top ranked player is paired against the last ranked player, the second ranked player against the last but one, and so on, with floaters coming from the middle.

It was used to pair teams in the Olympiad before 2006;

e. The Olympiad Pairing System used in Olympiad since 2006

This system is similar to the Lim system for individual tournaments with only small amendments (reduced requirements for colour preference and floating) for team pairings.

3. Computer Swiss Pairing Programs endorsed by FIDE:

The programs that compute Swiss Pairings according to FIDE rules currently are

Java Pairing

Swiss Master

Swiss Manager

Tournament Service and

Vega

The technical and other details of the programs can be obtained from

<http://pairings.fide.com/approved-programs.html>.

4. Scheveningen System

The Scheveningen system is mainly used for teams.

In such a team competition, each player of one team meets each player of the opposing team. The number of rounds therefore is equal to the number of players in a team.

In a Semi-Scheveningen system, the players of first half of one team meet all players of the first half of the opposing team and players of the second half of one team play against players of the second half of the other team. Example:

Team A and B have eight players each. A1, A2, A3 and A4 play versus B1, B2, B3 and B4. At the same time A5, A6, A7 and A8 play versus B5, B6, B7 and B8. Finally four rounds are necessary

5. Skalitzka System

When using a Round Robin system for three teams it is necessary to organize three rounds and in each round one team is without an opponent.

Skalitzka system gives a possibility to find a ranking for three teams by playing only two rounds and to avoid that a team has no opponent.

Each team has to be composed of an even number of players, all of them ranked in a fixed board order. Before the pairing is made one team is marked by capital letters, then second one by small letters and the third one by figures.

Then the pairings are:

round 1

A - a

b - 1

2 - B

C - c

d - 3

4 - D

E - e

f - 5

6 - F

round 2

1 - A

a - 2

B - b

3 - C

c - 4

D - d

5 - E

e - 6

F - f

6. Other systems.

6.1 Matches

Most matches between two players are played over a restricted number of games. Matches may be rated by FIDE if they are registered in advance with FIDE and if both players are rated before the match. After one player has won the match all subsequent games are not rated.

6.2 Knock-out

The main advantage of a knock-out system is to create a big final match. The whole schedule is known in advance.

Mostly a knock-out match consists of two games. As it is necessary to have a clear winner of each round another day for the tie-break games has to be foreseen. Such tie-break games usually are organized with two rapid games followed by two or four blitz games. If still the tie is unbroken, one final “sudden death match” shall be played. The playing time should be 5 minutes for White and 4 minutes for Black, or a similar playing time. White has to win the game, for Black a draw is sufficient to win the match. See chapter “Tie-break Systems”.

7. Manual checking of computer pairings

Using the data from the 11th European Individual Chess Championship 2010 in Rijeka, Croatia

Check list for pairings of round 9

The pairing program used is Swiss Manager

Explanations of the columns used for checking:

Rk = rank

Colour = colours in previous rounds,

w = white,

- = black

C = colour in upcoming round

D = expected colour

p = floater direction in penultimate round

l = floater direction in last round

Cd = colour difference

Sc = same colour in a row

| Rk. | SNo | ti | Name | Rtg. | Pts | Colour | C | D | p | l | Cd | Sc | Opponents | acc. | Rk |
|-----|-----|----|------------------|------|-----|----------|---|---|---|---|----|----|-----------|---------------------------|----|
| 5 | 12 | GM | Akopian Vladimir | 268 | 6 | w-w-w-w- | w | W | | + | 0 | -1 | (11). | 3.16.81.91.94.125.177.251 | |

| | | | | | | | | | | | | | |
|----|-----|----|--------------------|-----|---|----------|---|---|---|---|---|----|---------------------------------|
| 6 | 19 | GM | Fressinet Laurent | 267 | 6 | -w-w-w-w | - | - | | | 0 | 1 | (13),42,51,78,98,128,172,193,30 |
| 7 | 30 | GM | Berkes Ferenc | 265 | 6 | w-w-w-w- | w | W | | | 0 | -1 | (12),16,54,83,87,91,136,152,259 |
| 8 | 34 | GM | Khismatullin Denis | 265 | 6 | w-w-w-w- | w | W | | | 0 | -1 | (16),10,54,85,105,154,190,260,2 |
| 9 | 36 | GM | Timofeev Artyom | 265 | 6 | w-w-ww- | w | W | | | 0 | -2 | (17),1,21,52,85,105,136,145,263 |
| 10 | 49 | GM | Mamedov Rauf | 263 | 6 | -w-w-w-w | - | - | - | | 0 | 1 | (14),8,19,60,100,142,158,197,23 |
| 11 | 58 | GM | Vuckovic Bojan | 263 | 6 | w-w-w-w- | - | W | + | - | 0 | -1 | (5),3,21,26,104,196,226,235,236 |
| 12 | 62 | GM | Macieja Bartlomiej | 262 | 6 | w-w-ww- | - | - | | | 2 | 1 | (7),23,89,91,201,207,227,237,31 |
| 13 | 79 | GM | Lysyj Igor | 261 | 6 | -w-ww-w- | w | W | | | 0 | -1 | (6),19,58,59,108,166,170,206,31 |
| 14 | 87 | GM | Rodshtein Maxim | 260 | 6 | -w-ww-w- | w | W | | | 0 | -1 | (10),26,61,107,161,162,178,214, |
| 15 | 89 | GM | Potkin Vladimir | 260 | 6 | -ww-w-w- | w | W | | | 0 | -1 | (?),23,25,27,57,63,164,218,285 |
| 16 | 107 | GM | Popov Valerij | 258 | 6 | -w-w-w-w | - | - | | | 0 | 1 | (8),5,7,68,71,72,223,291,321 |
| 17 | 110 | GM | Melkumyan Hrant | 258 | 6 | w-w-w-w | - | - | | | 2 | 2 | (9),2,28,32,57,70,117,212,294 |

We have 13 players in this score group, therefore one player will remain unpaired and floated down.

It is not possible to give white pieces to the players ranked 12 and 17 (Cd = 2) and not to players ranked 9 and 17 (Sc = -2 for 9 and 2 for 17).

In S1 are the players ranked 5 to 10 and in S2 are the players ranked 11 to 17. The opponent decided by the pairing program is in the last column within brackets. The expected colours are 8 white and 5 black, therefore one pairing must be made not fulfilling both colour preferences and this is the first pairing 5 vs 11.

8. Annotated rules for the Dutch Swiss System

Hereafter, we present general rules for Swiss Systems (FIDE Handbook C.04.1 and C.04.2) and the Rules for the Dutch Swiss System (FIDE Handbook C.04.3.1), together with some notes to explain them.

The first part contains rules, which define the technical requirements any Swiss pairing system must obey, whilst the second part targets a set of various aspects relating to the handling of tournaments, from the fairness of the systems to the management of late entrants, and several rules which are common to all the FIDE approved systems.

The third part contains the Rules for the four FIDE approved Swiss Systems (Dutch, Lim, Dubov and Burstein). In this work, we will only consider the first chapter, containing the Rules for the Dutch Swiss System, which in its turn is comprised of five sections:

(A) Introductory Remarks and Definitions: containing the basic concepts about the system and its control variables; namely, the last paragraph (A.11) is an essential description of the pairing system, as it will be described and regulated in detail by section (C)

(B) Pairing Criteria: defining limitations to the possible pairings of the players; some of those limitations are common to all Swiss pairing systems, while

others (B.5, B.6) are specific to the Dutch system and give origin to some of its peculiarities

(C) Pairing Procedures: describing the pairing algorithm and the sequence of operations (this is the toughest part of the Rules)

(D) Transposition and Exchange Procedures: showing how we should “stir” the players’ list when natural pairing is not possible (because two players have already played against each other, or because of colours incompatibility, and so on)

(E) Colour Allocation Rules: each player receives its colour only after the completion of the pairing, according to these rules.

With reference to the previous versions of the Rules, we may observe the suppression of section F, which contained several rules that could not belong to the previous sections - now those rules are mostly contained in the first two parts of C.04.

We would like to suggest you to carefully study the Rules until you feel you master their principles and meanings, before starting to study the tournament example.

C.04 FIDE SWISS RULES

C.04.1 *Basic rules for Swiss Systems*

The following rules are valid for each Swiss system unless explicitly stated otherwise.

- a. The number of rounds to be played is declared beforehand. *After the start of the tournament, we are not allowed to change the number of rounds (however, this may become inevitable by force of circumstances).*
- b. Two players shall not play each other more than once. *This is the only principle of Swiss Systems we can't dispense with (unless doing differently is absolutely inevitable...)!*

- c. Should the total number of players be (or become) odd, one player is unpaired. He receives a bye: no colour and as many points as are rewarded for a win, unless the regulations of the tournament state otherwise. *This rule allows us to assign byes with “unusual” values instead of the usual whole point, thus allowing both the use of score systems different from the classic 0 - ½ -1 (usually, to discourage “easy draws”), and the possibility for event organizers to establish a different value for byes (e.g. half a point) to reduce their effects on the player's final ranking.*
- d. A player who, for whatever reason, has received any number of points without playing, shall not receive a bye. *However, and whatever its value is, a bye cannot be assigned to any player who has already received points, for any reason and to whatever extent, without playing.*
- e. In general, players are paired to others with the same score. *The location of this principle before colour balancing rules highlights its greater importance with respect to the latter. It is because of this rule that we can't make players float to suit colour preferences that are not absolute (see C.04.3.1:A.7.a).*
- f. For each player the difference of the number of black and the number of white games shall not be greater than 2 or less than -2. *We should emphasize that in this rule, as well as in the next one, the exceptions for the so-called “top scorers” (see C.04.3.1:A.10) are possible, but not compulsory. While the Dutch system adopts them (though in practice only when there are very good reasons to do so), other systems do not do the same - e.g., the Dubov Swiss System definitely refuses to make such exceptions, which seem not to be consistent with the basic principles of that system.*
- Each system may have exceptions to this rule in the last round of a tournament.
- g. No player will receive the same colour three times in a row. *Each system may have exceptions to this rule in the last round of a tournament.*
- h.
1. In general, a player is given a colour as many times as he is given the other colour. *This rule warrants the good colour balancing typical of all FIDE approved Swiss Systems. As we stressed in commenting point (e), this rule comes*

2. In general, a player is given the colour other than that he was given the previous round.

only after score balancing rules because, as far as pairings quality is concerned, the latter address a more important aspect of the system. In other words, here the Rules give priority to the choice of a well-matched opponent (waiving, if necessary, the preferred colour), with respect to that of the colour (renouncing a better matched opponent).

i. The pairing rules must be such transparent that the person who is in charge for the pairing can explain them.

Previous versions of the Rules imposed a far stricter rule by which the arbiter had to be able to produce the correct pairings. Anyway, we should never forget that it is always the arbiter who takes responsibility for the pairing, not the software (if used).

C.04.2 General handling rules for Swiss Tournaments

A Pairing Systems

1. The pairing system used for a FIDE rated tournament shall be either one of the published FIDE Swiss Systems or a detailed written description of the rules shall be explicitly presented to the participants.

All the rules in this section tend to the same aim: to prevent any possible tampering with the pairings in favour of one or more participants (such as helping a player to obtain a norm). To this effect, the pairing rules must be well specified, transparent and unambiguous in the first place.

2. While reporting a tournament to FIDE the Arbiter shall declare which of the official FIDE Swiss systems was used. If another system was used, the Arbiter has to submit the rules of this system for checking by the Swiss Pairing Committee.

3. Accelerated methods are acceptable if they were announced in advance by the organizer and are not biased in favour of any player.

4. The FIDE Swiss Rules pair the players

in an objective and impartial way, and different arbiters or software programs following the pairing rules should arrive at identical pairings.

5. It is not allowed to vary the correct pairings in favour of any player.

Where it can be shown that modifications of the original pairings were made in favour of a player to achieve a norm, a report may be submitted to the Qualification Commission to initiate disciplinary measures through the Ethics Commission.

B Initial Order

1. Before the start of the tournament a measure of the player's strength is assigned to each player. The strength is usually represented by rating lists of the players. If one rating list is available for all participating players, then this rating list should be used.

It is advisable to check all ratings supplied by players. If no reliable rating is known for a player the arbiters should make an estimation of it as accurately as possible.

2. Before the first round the players are ranked in order of, respectively:

[a] Strength (rating)

[b] FIDE title (GM - IM - WGM - FM - WIM - CM - WFM - WCM - no title)

[c] alphabetically (unless it has been previously stated that this criterion has been replaced by another one)

The fundamental principle of Dutch Swiss system (like all Swiss systems) is to pair tied players (i.e. players with the same strength) so that the number of ties is halved at every round; thus, given N players, $N \cong 2^T$, where T is number of rounds, we should (theoretically) have no ties for the first place. For this purpose, a precise evaluation of the strength of players is essential.

The estimated rating of an unknown player can be determined on the basis of a national rating, if available, using the appropriate conversion formulas

FIDE titles are ordered by descendent nominal rating; when ratings are equal, titles obtained through norms take precedence with respect to automatic ones.

Alphabetical sorting is absolutely unessential, its only rationale being to ensure unambiguous order. Thus, this criterion can be substituted by any other

method, capable of giving an unambiguous order, provided this has been previously declared in the tournament regulations.

3. This ranking is used to determine the pairing numbers; the highest one gets #1 etc.

Please notice that a lower numeric value corresponds to a higher ranking; this choice may not seem “natural”, but is by now deeply rooted in common language.

C Late Entries

1. According to FIDE Competition Rules, any prospective participant who has not arrived at the venue of a FIDE competition before the scheduled time for the drawing of lots shall be excluded from the tournament as long as he does not show up at the venue in time before a pairing of another round.

It seems appropriate to point out that the declaration of delay must be given in advance, in writing, and stating reasons for it. Verbal communications (telephone, etc.) do not suffice. Since exceptions may be made, it is the Arbiter’s responsibility to grant or decline such requests.

An exception may be made in the case of a registered participant who has given written notice in advance that he will be unavoidably late.

2. Where the Chief Arbiter decides to admit a Late Entrant,
 - if the player's notified time of arrival is in time for the start of the first round, the player is given a pairing number and paired in the usual way.
 - if the player's notified time of arrival is in time only for the start of the second (or third) round, then the player is not paired for the rounds which he cannot play. Instead, he receives no points for unplayed rounds (unless the regulations of the tournament say otherwise), and is given an appropriate pairing number and paired only when he actually

arrives.

3. In these circumstances, the Pairing Numbers that were given at the start of the tournament are considered provisional. The definitive Pairing Numbers are given only when the List of Participants is closed, and corrections made accordingly in the results charts.

D Pairing, colour and publishing rules

1. Adjourned games are considered draws for pairing purposes only.

2. Byes, and pairings not actually played, or lost by one of the players due to arriving late or not at all, will not be taken in account with respect to colour. Such a pairing is not considered to be illegal in future rounds.

Viz. if the game is won by forfeit or delay, for the purposes of pairing those two players have never played with each other.

3. Unplayed games do not count in any situation where the colour sequence is meaningful. So, for instance, if a player has a colour history of BWB=W (i.e. no valid game in round-4) will be treated as if his colour history was =BWBW. WB=WB will count as =WBWB, BWW=B=W as =BWWBW and so on.

Basically we look only at actually played games, skipping "holes", which float to the top of the list. Thus, for example, in the comparison between the colour histories of two players, the sequence ==WB is equivalent to BWWB and WBWB (but the latter two are not equivalent to each other!).

4. A player who is absent without notifying the arbiter will be considered as withdrawn unless the absence is explained with acceptable arguments before the next pairings are published.
5. Players who withdraw from the tournament will no longer be paired.
6. Players known in advance not to play in a particular round are not paired in that round and score 0 (unless the

regulations of the tournament say otherwise).

7. The results of a round shall be published at the usual place of communication at announced time due to the schedule of the tournament.

8. If either

- a result was written down incorrectly, or
- a game was played with the wrong colours, or
- a player's rating has to be corrected (and playing numbers possibly recomputed as in C.3),

and a player communicates this to the arbiter within a given due time delay after publication of results, these facts have to be used for the standings and the pairings of the round to come. The time delay shall be fixed in advance due to the timetable of the tournament.

If the error notification is made after the pairing but before the end of the next round, this will affect the next pairing to be done.

If the error notification is made after the end of the next round, the correction will be made after the tournament for submission to rating evaluation only.

9. After a pairing is complete sort the pairs before making them public.

The sorting criteria are (with

The application of this rule and the next requires us to set (and post!) a timetable for the publication of pairings. But, above all, these rules put a constraint on the possible revision of the pairings: if an error is not reported within the specified deadline, all subsequent pairings, as well as the final standings, shall be prepared making use of the wrong result as if it were correct.

Even when using a pairing software program, it is mostly advisable to check boards order before publishing the pairing.

descending priority):

- the score of the higher player of the pairing involved;
- the sum of the scores of both players of the pairing involved;
- the rank according to the Initial Order (C.04.2.B) of the higher player of the pairing involved.

10. The pairings once published shall not be changed unless two players have to play the second time.

C.04.3 Swiss Systems officially recognized by FIDE

C.04.3.1 Dutch System

A) Introductory Remarks and Definitions

A.1 Initial ranking list

See C.04.2.B (General Handling Rules - Initial order)

A.2 Order

For pairings purposes only, the players are ranked in order of, respectively:

- a. score
- b. pairing numbers assigned to the players accordingly to the initial ranking list and subsequent modifications dependent on possible late entries.

Players are ordered in such a way that their presumable strengths are likely to decrease from top to bottom of the list (see also C.04.2:B.2).

Please notice that when we include a late entrant, the list should be sorted again, assigning new pairing numbers to the players. (C.04.2:C.3). When this happens, of course some participants may play subsequent rounds with different numbers; of course this change may, if not adequately advertised, muddle players who, in reading the pairings, still look for their old numbers.

A.3 Score brackets

Players with equal scores constitute a

Thus, as a rule, moved down players

homogeneous score bracket. Players who remain unpaired after the pairing of a score bracket will be moved down to the next score bracket, which will therefore be *heterogeneous*. When pairing a heterogeneous score bracket these players moved down are always paired first whenever possible, giving rise to a *remainder score bracket* which is *always* treated as a homogeneous one. A heterogeneous score bracket of which at least half of the players have come from a higher score bracket is also treated as though it was homogeneous.

A.4 Floats

By pairing a heterogeneous score bracket, players with unequal scores will be paired. To ensure that this will not happen to the same players again in the next two rounds this is written down on the pairing card.

The higher ranked player (called downfloater) receives a downfloat, the lower one (upfloater) an upfloat.

A.5 Byes

Should the total number of players be (or become) odd, one player ends up unpaired. This player receives a bye: no opponent, no colour, 1 point or half point (as stated in the tournament regulations).

A.6 Subgroups - Definition of P0, M0

- a. To make the pairing, each score bracket will be divided into two

(“downfloaters”) are subject to a special treatment, aimed to lessen the effects of the difference in score with respect to their opponents because of the moving down.

Anyway, should this treatment fail to let us achieve a valid pairing, or if the moved down players are so many that pairing them in this way is not possible, we renounce the separate pairing and manage all of the score brackets in the normal way (that’s to say, as if it were homogeneous).

The rationale for this treatment is that a pairing between floaters in general could be a disadvantage for both players: the strongest will probably be handicapped in the tie-break by the lower score of the opponent, while the weakest will probably have to play a very difficult game.

Please notice that the term “upfloater” here does not indicate a player transferred to a higher score bracket (as it is the case for other Swiss pairing systems, e.g. Lim), but simply the opponent of a downfloater.

In other systems, e.g. Lim, the player to whom the bye will be assigned is chosen before starting the pairing.

About byes, see also C.04.1:c.

In a given score bracket we can form at most P0 pairs, at most M0 of which

subgroups, to be called S1 and S2, where S2 is equal or bigger than S1 (for details see C.2 to C.4). S1 players are tentatively paired with S2 players.

b. P0 is the maximum number of pairs that can be produced in each score bracket. P0 is equal to the number of players divided by two and rounded downwards.

c. M0 is the number of players moved down from higher score groups (it may be zero).

comprise a downfloater (but we should notice that it may sometimes happen that more than half of the players in the score bracket are downfloaters).

The initial goal will obviously be to form all possible pairs; but, should this prove impossible, we will gradually decrease the number of pairs to be formed, and any remaining players would become part of the next score bracket (as downfloaters).

A.7 Colour differences and colour preferences

The colour difference of a player is the number of games played with white minus the number of games played with black by this player. After a round the colour preference can be determined for each player who has played at least one game.

During pairing, we will try to accommodate as much as possible the colour preferences of the players (and this is the reason for the good balance of colours of Swiss modern systems).

Participants, who have not played any games yet, just have no preference, and shall therefore accept any colour (see A.7.f).

a. An absolute colour preference occurs when a player's colour difference is greater than +1 or less than -1, or when a player had the same colour in the two latest rounds he played. The preference is white when the colour difference is less than -1 or when the last two games were played with black. The preference is black when the colour difference is greater than +1, or when the last two games were played with white.

In general, the colour difference should not become greater than 2 or less than -2, with the possible exception of high ranked players in the last round, which can receive, if necessary, the third colour in a row or a colour three times more than the opposite (but this is still a relatively rare event).

To determine an absolute colour preference we should examine the last two actually played rounds, skipping any unplayed games, whatever the reason may be (therefore, e.g. a sequence WBBW=W, see [C.04.2:D.3], gives rise to

- an absolute colour preference).*
- b. A strong colour preference occurs when a player's colour difference is +1 or -1. The strong colour preference is white when the colour difference is -1, black otherwise. *A disregarded strong colour preference, just as a mild colour preference (see next item below), will give origin to an absolute colour preference on the subsequent round.*
- c. A mild colour preference occurs when a player's colour difference is zero, the preference being to alternate the colour with respect to the previous game. Before the first round the colour preference of one player (often the highest one) is determined by lot. *According to rule E.5, in the first round the determination (by lot) of the due colour for a single player is enough to determine the colours for each player.*
- d. While pairing an odd-numbered round players having a strong colour preference (players who have had an odd number of games before by any reason) shall be treated like players having an absolute colour preference as long as this does not result in either additional floaters or floaters with a higher score or pairs with a higher score difference of the paired players. *When pairing an odd numbered round, the colour preferences of all players should be, as a rule, only mild or absolute; but a player who didn't play a game (because of a bye, a forfeit, an absence...), in fact played an odd number of games - thus, his/her colour preference is by necessity strong or absolute.*
This rule says that, if the colour preference is strong, we have to do our very best to satisfy it, except for generating more floaters than the bare minimum or worsen the score balance amongst paired players, as these would be worse than disregarding a colour preference.
Hereafter, we will call such preferences "semi-absolute".
- e. While pairing an even-numbered round players having a mild colour preference (players who have had an even number of games by any reason) shall be treated and *When pairing an even numbered round, the majority of participants played an odd number of games, thus having a strong or absolute colour preference. Only players who did not play a game*

counted as if they would have a mild colour preference of that kind (white resp. black) which reduces the number of pairs where both players have the same strong colour preference.

have an even number of them and could therefore have a mild colour preference.

We may change the due colour to those players, but only if this allows us to reduce the number of disregarded strong colour preferences.

Hereafter, we will call such preferences “variable”.

Please notice that this change in colour cannot generate additional floaters.

- f. Players who did not play the first rounds have no colour preference (the preference of their opponents is granted).

A.8 Definition of X1, Z1

Provided there are P0 (see A.6) pairings possible in a score bracket:

- a. the minimum number of pairings which must be made in the score bracket, not fulfilling all colour preferences, is represented by the symbol X1.

At first sight, the calculation of X1 described herein may seem to define a constant: This is not the case. Should we, while pairing the score bracket, get to the point of decreasing the number P0 of pairs to be formed (C.14), parameter X1 would be reduced accordingly.

- b. in even rounds the minimum number of pairings which must be made in the score bracket, not fulfilling all strong colour preferences (see A.7.e), is represented by the symbol Z1.

In even numbered rounds we may change the due colour of one or more variable preferences in order to satisfy a larger number of strong preferences. Hence, we will always have $Z1 \leq X1$.

Of course, whenever none of the players in the score bracket had an odd number of unplayed games, Z1 is equal to X1 and its calculation is therefore pointless.

X1 and, in even rounds, Z1 can be calculated as follows:

Z1 is useless in odd numbered rounds when, by definition, we have no variable preferences.

- w** : in odd rounds: 0; in even rounds: number of players who had an odd number of unplayed

*The total number of players due White in the score bracket is **W+w**, while the colour preference of **B+b** players is*

games which have a mild colour preference for white (see A7.e);

b : in odd rounds: 0; in even rounds: number of players who had an odd number of unplayed games which have a mild colour preference for black (see A7.e);

W : (remaining) number of players having a colour preference white;

B : (remaining) number of players having a colour preference black;

a : number of players who have not played a round yet.

If $B+b > W+w$ then $X1 = P0 - W - w - a$,

else $X1 = P0 - B - b - a$.

If $X1 < 0$ then $X1 = 0$.

In even rounds:

If $B > W$ then $Z1 = P0 - W - b - w - a$,

else $Z1 = P0 - B - b - w - a$.

If $Z1 < 0$ then $Z1 = 0$

towards Black. Finally, **a** participants didn't play a game yet (late entrants, winners by forfeit, and so on) thus having no colour preference ($a \geq 0$, and usually $a=0$). Therefore, the whole score bracket contains **$W+w+B+b+a$** players. The maximum number **P0** of pairs that can be formed is (or, we should say, can't exceed) half the number of players - rounded off, if necessary, to the nearest integer.

Let's examine the case in which **$B + b > W + w$** : then we have an excess of players whose preferences are to black, so that some among them will not receive their preferred colour. (The meaning of A.7.e is that, as far as possible, players who have a variable preference should be the first to get a "wrong" colour; and, of course, if we have an excess of players who expect black, changing any white colour preferences to black makes no sense at all.)

Subtracting from the number **P0** of pairs to be formed the number **$W+w+a$** of all players preferring white or having no preference at all (the latter will therefore join the minority and take white), we obtain the number of pairs that contain only players who prefer black, and this number is of course **$X1 = P0 - (W + w + a)$**

Among those pairs we will, as long as possible, assign the white pieces to players whose preferences are variable. But, when such preferences are all used up, we shall have to change colours to players whose preference is strong. Thus, we need to know how many among the "unlucky pairs" are made only of players whose colour preferences are strong,

because in each one of these pairs we have to disregard a (very unlucky) player's strong preference.

The basic idea is to put, in each one of the **X1** pairs, a player with a variable preference for black, which (being "expendable") safeguards the strong colour preference of the opponent. Thus, from the number **X1** of "unlucky pairs" we shall subtract the number **b** of black variable preferences, obtaining $Z1 = X1 - b = P0 - (W+w+a) - b$ or, finally, **Z1 = P0 - W - w - a - b**

If **W+w > B+b**, viz. we have a prevalence of white colour preferences, we can reason along the very same lines. Hence, to get the formulas we only need to swap $W \leftrightarrow B$ and $w \leftrightarrow b$.

Of course, when speaking of pairs, a negative number has no meaning; thus, when the calculations for **X1** or **Z1** yield negative results, we will simply have no pairs of the respective type, and will therefore set the corresponding parameter(s) to zero.

A.9 Transpositions and exchanges

- a. In order to make a sound pairing it is often necessary to change the order in S2. The rules to make such a change, called a transposition, are in D.1. *After we made transpositions in a score bracket, alterations in the order are desired. Hence, players in the S2 subgroup should not be sorted again (while S1 does not need to be sorted, as it has not been changed).*
- b. In a homogeneous score bracket it may be necessary to exchange players from S1 to S2. Rules for exchanges are found under D.2. After each exchange both S1 and S2 are to be ordered according to A.2. *On the contrary, after exchanges, which swap one or more players between subgroups S1 and S2, sorting (according to A.2) both S1 and S2 subgroups is necessary. This is to re-establish a correct order before beginning a new sequence of pairing attempts. Only if the first attempt of the new sequence fails to give*

a valid result, we will try transpositions too, thus changing the natural order in the modified subgroups.

A.10 Definitions: Top scorers, Backtracking

Top scorers are players who have a score of over 50% of the maximum possible score when pairing the last round.

Backtracking means to undo the pairings of a higher score bracket to find another set of floaters to the given score bracket.

Those high-scoring players are especially important in the determination of the winner and of the top ranking. Hence, we may apply some special treatment criteria to their pairings - e.g., a player may receive a colour three times more than the other, or three times in a row, if this is needed to make it meet an opponent better suited to the strength the player demonstrated.

A.11 Quality of Pairings - Definition of X and P

The rules C.1 to C.14 describe an iteration algorithm to find the best possible pairings within a score bracket. Starting with the extreme requirement: P0 pairings with P0 – X1 pairings fulfilling all colour preferences and meeting all requirements B1 to B6.

If this target cannot be managed the requirements are reduced step by step to find the best sub-optimal pairings.

The quality of the pairings is defined in descending priority as:

This article is a kind of summary introduction to what will be explained in detail in Section C. We may want to read it a first time, in order to grasp the general principles, and then come back to it after we studied the detailed pairing procedure.

This definition tries to give a criterion for a quantitative evaluation of the “goodness” of the pairings, by establishing some “test points” in order of importance according to the internal logic of the system. This is a significant step forward as compared to past editions of the Rules, in which the assessment of a good or bad pairing was only qualitative, and entirely left to the “sound judgment” of the pairing officer.

- the number of pairs;
- the closeness of the scores of the players playing each other;
- the number of pairs fulfilling the colour preference of both players (according to A.7);
- fulfilling the current criteria for downfloaters,
- fulfilling the current criteria for upfloaters.

The first “quality factor” is of course the number of pairs, a reduction of which increases the number of floaters, and therefore the score differences between players.

However, even when the same number of pairs are made, different choices of floaters or pairings (in heterogeneous score brackets), can lead to different mismatching between players’ scores (e.g., see the many possible ways to pair a heterogeneous score bracket containing many players all having different scores).

Section D.4 provides a clear indication on how to assess the differences in score by means of the “B.3 factor”.

Colour is less important than ranking - and this is consistent with the basic logic of the Dutch Swiss system.

At first, criteria B.5 and B.6 (see par. B) are turned off only for upfloaters. If, and only if, this doesn’t allow a pairing, they will then be turned off for downfloaters too. Because of this, there is a certain asymmetry in the treatment, and downfloaters are more protected than upfloaters. Please note that, in some other Swiss systems, floaters’ opponents are not considered to be floaters themselves and therefore enjoy no protection at all.

During the algorithm two parameters represent the progress of the iteration:

- P** is the number of pairings required at a special stage during the pairings algorithm. The first value of P is P₀ or M₀ and is decreasing.

At any given stage of the pairing procedure, we will try to produce P pairs; for heterogeneous score brackets, the starting value of P is the number M₀ of downfloaters joining the bracket (whom we shall try to pair first). In homogeneous score brackets, the starting value of P is equal to the

maximum number P_0 of pairs that can be made.

When we can't produce all of the required pairs, P will be decreased, which in practice means we try to make one or more pairs less. If the score bracket is a heterogeneous one, unpaired players will have to join the remainder bracket (see A.3). In case of a homogeneous bracket, such players will float into the next bracket.

If, however, we were already pairing the lowest score bracket, in which we must pair all players, it will be necessary to retrace our steps (see A.10, Backtracking).

X is the number of pairings not fulfilling all colour preferences which is acceptable at a special stage during the pairings algorithm. The first value of X is X_1 (see A.8) and is increasing.

Parameter X tells us how many pairs we are allowed to make in the score bracket, with players whose colour preferences do not agree with each other. At first, we propose to make the minimum possible number of such pairs, but later in the process we may need to increase this number to find a way around various pairing difficulties.

Since the general philosophy of the Dutch system gives more importance to the correct choice of opponents than to colours, the X pairs containing a disregarded colour preference will typically be among the first to be made.

B) Pairing Criteria

Absolute Criteria

(These may not be violated. If necessary players will be moved down to a lower score bracket.)

Those criteria correspond to the requirements of Section C.04.1, "Basic Rules for Swiss Systems" in the FIDE Handbook, which we may want to look at closely.

B.1

a. Two players shall not meet more than once.

If the game is won by forfeit, or because of opponent's delay, for the purposes of pairing those two players have never met. As a result, that pairing may be repeated later in the tournament (and sometimes this happens, too!).

b. A player who has received a point or half point without playing, either through a bye or due to an opponent not appearing in time, is a downfloater (see A.4) and shall not receive a bye.

Please notice that a possible half point bye is equivalent to a full score bye (see A.5), and that a player who received points without playing is a downfloater. This is especially important as it affects the following two pairings for that player¹.

B.2

Two players with the same absolute colour preference (see A.7.a) shall not meet (therefore no player's colour difference will become >+2 or < -2 nor a player will receive the same colour three times in row).

See also C.04.1:f and C.04.1:g.

Note: If it is helpful to reduce the number of floaters or the score of a floater when pairing top scorers B.2 may be ignored.

B.2 can be switched off for top scorers, but if and only if its application makes us create additional floaters that could be avoided, or floaters with higher scores than those we would have had by turning it off – otherwise, it must be used.

If a top scorer is paired against a non-top scorer, the latter is considered a top scorer for colour allocation purposes.

A player who is not a "top scorer" and has an absolute colour preference may happen to be paired to a "top scorer" with identical absolute colour preference. The second part of this note equates the players of the pair, even if one of them is not a "top scorer". Because of this rule, a player might be denied his/her colour preference just as if it were a "top scorer" - even if it's not one!

¹ E.g. it is unlikely that such a player may receive a downfloat in the next round! On the contrary, a player who forfeited his/her game is not a downfloater, and hence it is not protected against downfloating or getting a bye in the next round.

Relative Criteria

(These are in descending priority. They should be fulfilled as much as possible. To comply with these criteria, transpositions or even exchanges may be applied, but no player should be moved down to a lower score bracket.)

This comment, although in itself clear enough, is worth to be emphasized: relative criteria are less important than absolute ones, and disregarding them is less serious than making a player float. All in all, apart from the remaining player in odd score brackets, only incompatible players should float (and not always, seeing the exception of the top scorers). This too is an evidence of the attention of the system towards the choice of the “right strength” opponent.

B3 The difference of the scores of two players paired against each other should be as small as possible and ideally zero

(note for programmers: see section D.4 regarding how to use this criterion after repeated application of rule C.13)

This criterion, although very important (it corresponds to rule C.04.1:e, see the note at the beginning of this section), does not specify how to evaluate score differences in pairs. However, we can find a clear indication to this effect in the “Note for programmers” in D.4, which provides a mathematically precise (and relatively simple) method to determine which is the best between two given pairings.

We may also notice that, once again, the location of this criterion before B.4 is suggestive of the attention the Dutch system gives to the choice of a “right strength” opponent rather than a “right colour” one.

B.4

As many players as possible receive their colour preference.

B.5

No player shall receive an identical float in two consecutive rounds.

Rule C.04.1:e states that players in general should meet opponents with the same score. This is best achieved by pairing players inside score brackets - but in some cases a player cannot be paired in its brackets. Then, by necessity, it floats. These two criteria limit the

frequency with which such an event can happen to a same player - but they are “very weak criteria”, in the sense that they are the first to be ignored in case of need.

B.6

No player shall have an identical float as two rounds before.

C) Pairing Procedures

Starting with the highest score bracket apply the following procedures to all score brackets until an acceptable pairing is obtained. The colour allocation rules (E) are used to determine which players will play with white.

The natural pairing direction is “top-down”, although it is altered during backtracking.

We should also notice that pairs are made on the basis of expected colours too, but actual colour assignment is only done at the end of the pairing.

C.1 Incompatible player

If the score bracket contains a player for whom no opponent can be found within this score bracket without violating B1 (or B2, except when pairing top scorers) then:

- if this player was moved down from a higher score bracket apply C.12.
- if this score bracket is the lowest one apply C.13.
- in all other cases: move this player down to the next score bracket.

We try to change the current set of downfloaters with a different but equivalent one (i.e. one containing the same number of players with the same scores), in order to allow for a valid pairing to be obtained.

The lowest score bracket (LSB) is a special case: here, solving all our pairing problems is not as easy as making players float! We must retrace our steps (or “backtrack”) and review the pairing of the previous score bracket.

We do not check whether the player floated in the past two rounds (B.5, B.6): since in its bracket it has no possible opponent, it can do nothing but float (thus, the number of players in the score

bracket may also become odd²).

C.2 Determine P0, P1, M1, X1, Z1

- a. Determine P0 according to A.6.b.

Set $P1 = P0$.

Determine M0 according to A.6.c.

Set $M1 = M0$.

Now that we got rid of the possible incompatible players, we can begin to pair the bracket. To begin with, we set our targets: $M1 = M0$ means that we are trying to match all of the downfloaters, while by placing $P1 = P0$ we say that we want to form all possible pairs. Should this prove impossible, only then we will reduce $P1$ or $M1$ (C.14) until a pairing is achieved.

- b. Determine X1 according to A.8.a.

In even rounds:

Determine Z1 according to A.8.b.

In case of a heterogeneous score bracket, a situation may arise in which we get to manage it as if it were homogeneous (C.14.b.2). In such situations, the pairing procedure restarts from here by determining the initial value of X1 and, if needed, Z1 (which may have been reduced during previous attempts).

C.3 Set requirements P, B.2, A.7.d, X, Z, B.5/B.6

Each one of the points in C.3 activates a pairing criterion, and corresponds to a point in C.10 in which the same criterion is deactivated. By executing the appropriate points in C.3 and C.10, we can turn on all and only the desired criteria, while turning off all the others.

According to the characteristics of the score bracket we are pairing, at any given time only some of the criteria in C.3 may have meaning, while others should not be considered at all (e.g., in an even numbered round C.3.c will be simply ignored;

² We may want to note that when the score bracket becomes odd, we will necessarily have a second floater. If the score bracket is homogenous, there is no alternative to this. But, when the bracket is heterogeneous, we could (at least in line of principle) try to avoid making a pair less than possible by changing one or more of the incoming downfloaters, backtracking [C.12] to the previous score bracket - oddly enough, the Rules do not contemplate this attempt!

similarly, C.3.e and C.3.f will be ignored during the pairing of the heterogeneous part of a score bracket, since this cannot, by definition, produce floaters).

Step C.3 is in fact constituted by a set of possible re-entry points in the procedure, arranged in order of importance of the corresponding criteria: according to the chosen entry point, some of the pairing criteria will be reactivated while others, which had been switched off during previous pairing attempts, will remain disabled.

The exact drop off point then determines the behaviour of the pairing system in that cycle. For e.g., in returning from C.10.b to C.3.h, we reactivate the criterion B.6 (float control for the round before previous, for upfloaters) leaving B.5 (float control for the previous round) off. This will enable players to float again, who already floated in the previous round, but not in the round before the previous. In studying the Dutch system, we want to carefully understand the meaning of steps C.3 and C.10, as in them lies the very core of the pairing process.

C.3.a In a homogeneous score bracket set $P=P1$.

In a heterogeneous score bracket set $P=M1$.

In setting $P = M1$ for heterogeneous score brackets, we say that we are working only on downfloaters, who actually are to be paired first, except when they constitute a majority of the bracket. In this last case, treating them before the "resident" players is not feasible, because they are too many, and then the whole group is to be managed as if it were homogeneous (according to A.3).

On the contrary, setting $P = P1$ says we are trying to pair the entire score bracket.

C.3.b (top scorers) reset B.2.

C.3.c (odd rounds) reset A.7.d.

C.3.d Set $X=X1$.

(even numbered rounds) Set $Z=Z1$.

C.3.e (bracket produces downfloaters)
reset B.5 for downfloaters.

C.3.f (bracket produces downfloaters)
reset B.6 for downfloaters.

C.3.g (heterogeneous score brackets)
reset B.5 for upfloaters

C.3.h (heterogeneous score brackets)
reset B.6 for upfloaters

C.4 Establish sub-groups

Put the highest P players in S1, all other players in S2.

The players in the score bracket shall be ordered according to A.2 before forming the subgroups S1 and S2. Hence, on the first pairing attempt of the score bracket, in S1 we will find:

- *in case of a heterogeneous score bracket, the M1 downfloaters moved down from the previous bracket;*
- *in case of a homogeneous score bracket, the P1 players who are the first half, rounded downward, of the players in the bracket.*

During subsequent pairing attempts, these numbers will gradually be reduced even down to zero. Hence, with successive pairing attempts of a heterogeneous score bracket, part of the downfloaters may be not in S1 any more.

C.5 Order the players in S1 and S2

According to A.2.

Both subgroups S1 and S2 shall be ordered according to A.2 before proceeding. Since we could get here e.g. after performing exchanges (C.8), which may alter the order of players in both subgroups, this is not useless.

C.6 Try to find the pairing

Pair the highest player of S1 against the highest one of S2, the second highest one of S1 against the second highest one of S2, etc.

The “current requirements” mentioned by this rule are those pairing criteria enabled in rule C.3, which were not disabled (C.10) during subsequent pairing attempts. They must all be met.

If now P pairings are obtained in compliance with the current requirements the pairing of this score bracket is considered complete.

- a. in case of a homogeneous or remainder score bracket:
 - remaining players are moved down to the next score bracket.
 - With this score bracket restart at C.1.

- b. in case of a heterogeneous score bracket: only $M1$ players moved down were paired so far.
 - Mark the current transposition and the value of P (it may be useful later).
 - Redefine $P = P1 - M1$
 - Continue at C.4 with the remainder group.

P is the number of pairs we are trying to make. It was set (in C.3) at an initial value equal to $P1$ (in a homogeneous or remainder score bracket) or $M1$ (in a heterogeneous score bracket), and may vary during pairing attempts.

Now the processing of this score bracket is complete (it could still restart later on, due to backtracking) and we proceed to the next one.

We may want to annotate the status achieved, to shorten our work in case the pairing of the next score bracket forces us to make a different choice for the set of floaters (see also note to C.12).

This was only the first step in pairing the current score bracket. We now continue with the pairing of the homogeneous part (remainder) of the bracket - and, of course, it might happen that we will not be able to pair it in any way. In that case, we shall abandon this phase and return to the heterogeneous part of the score bracket. There, we move on to the next possible pairing and then try again to pair the (new) remainder - and so on, until a valid pairing is reached or all of the possible attempts are used up.

In doing so, we want to resume the pairing of the heterogeneous part not from the beginning but from the status previously reached (were we to go back to the beginning, we would always reach the first valid pairing, thus entering an infinite loop). Therefore, it is very appropriate to note the status of the pairing before proceeding to the remainder.

C.7 Transposition

Apply a new transposition of $S2$

A transposition “shuffles” the players in

according to D1 and restart at C6.

S2 according to specific rules (see D.1), but keeping them separate from the players of S1. The basic idea is to alter the pairing as little as possible (with respect to the perfect one), by modifying players' order in as low as possible rankings.

C.8 Exchange

- a. In case of a homogeneous (remainder) group: apply a new exchange between S1 and S2 according to D2 and restart at C.5.

Since our attempt to obtain a valid pairing by means of a transposition failed, now we try to swap one or more players from S2 with the same number of players from S1. As before, the basic idea is to try to alter the pairing as little as possible. We swap players in as low as possible rankings of S1 with players in as high as possible rankings of S2 - assuming that in the tournament they showed more or less equivalent playing strength.

- b. In case of a heterogeneous group: if M1 is less than M0, choose another set of M1 players to put in S1 according to D.3 and restart at C.5.

This event may occur only after we reduced the number of downfloaters to be paired (in C.14.b.2 or C.13), so that some of the downfloaters shall go to S2. At first, S1 will contain the first P downfloaters (C.4) - but if this does not let us find a valid pairing for the score bracket, before disabling any restrictive conditions (C.10) we will try with a different selection of floaters.

As always, however, we follow the "principle of minimum disturbance": before exploring any further ways, we try to pair the score bracket with every possible choice of excluded players, starting from the bottom of the players list (which is ordered in accordance with A.2) to move, step by step, to higher ranked players. The criteria to be followed in the composition of S1 are described in D.3.

C.9 Go back to the heterogeneous score bracket (only remainder)

Terminate the pairing of the homogeneous remainder. Go back to the transposition marked at C.6 (in the heterogeneous part of the bracket) and restart from C.7 with a new transposition.

We are dealing with a remainder score bracket, and we got here because no transposition and/or exchange allowed us to find a valid pairing for the score bracket. At this point, the next step would be to disable some pairing criterion in order to eliminate the corresponding restrictions.

However, we are in a remainder score bracket, and this means that in the previous step (treatment of downfloaters) we were able to pair at least some of the players with downfloaters. Thus, a slight alteration of those early pairings might perhaps allow us to complete the pairing of the remainder part of the score bracket.

Therefore, before we turn off any of the active restrictive criteria, we go back to the pairing of the heterogeneous part of the score bracket, to try and see if we can solve our problems by a different transposition of S_2 , viz. changing set of downfloaters and thus leaving a different remainder.

C.10 Lowering requirements

Here we are at a crucial point of the pairing system: we got here because none of the standard pairing attempts (i.e. by transpositions and exchanges) gave satisfactory results. At this point, before resorting to drastic measures (such as backtracking or collapsing score brackets), we try a step-by-step relaxation of the pairing constraints.

Whenever we disable a pairing criterion, we will start a new pairing attempt by returning to one of the several entry points in C.3 - where criteria that should not be disabled for the current attempt, will be restored. It is appropriate to emphasize the fact that we come here only when pairing homogeneous or heterogeneous score brackets, while remainder brackets never get here: they stop at C.9, where their pairing is aborted to start again with another transposition of S_2 in the "father" heterogeneous group (see C. 9).

- a. (Heterogeneous score brackets)
Drop B.6 for upfloaters and restart from C.4.
- b. (Heterogeneous score brackets)
Drop B.5 for upfloaters and restart from C.3.h
- c. (Bracket produces downfloaters)
Drop B.6 for downfloaters and restart from C.3.g
- d. (Bracket produces downfloaters)
Drop B.5 for downfloaters and restart from C.3.f

e. (Odd numbered rounds)

If $X < P1$,

increase X by 1 and restart from C.3.e

(Even numbered rounds)

After performing C.10.a, we go back to C.4 and retry the pairing ignoring B.6 for upfloaters. If we still can't get a pairing, we get to C.10.b. Thus, B.5 is disabled but, since we go back to C.3.h, B.6 is reactivated, so that we perform an attempt with B.5 turned off and B.6 turned on. If we still can't get a pairing, once again we get to C.10, where B.6 is again disabled and then, from here, we go back to C.4: thus, this attempt is run with both B.5 and B.6 off!

The same procedure also applies to all subsequent criteria. Thus, before trying to disable a criterion we try to disable all possible combinations of the lesser ones, according to the general principle of minimal disturbance; viz. the accepted pairing must approach as much as possible the perfect one.

Parameter X is the number of pairs with a disregarded colour preference that we are allowed to make (see A.11). It was set in C.3.d, starting from the minimum possible value ($X1$), which was determined in C.2. By increasing X , we spoil one additional colour preference. It goes without saying that X can never exceed the number $P1$ of pairs to be made - thus, when $X > P1$ we will have to abandon the attempt. We may want to remember that in odd numbered rounds (viz. after an even number of games was played), players will usually have mild or absolute preferences only, and any strong preferences are to be handled, if only possible, as absolute (i.e. those preferences are semi-absolute, see A.7.d).

In even numbered rounds only, we may change colour to one or more of the

If $Z < X$,
 increase Z by 1 and
 restart from C.3.e.

If $Z = X$ and $X < P1$,
 increase X by 1,
 reset $Z=Z1$ and
 restart from C.3.e

variable colour preferences, in order to satisfy a few more of the strong ones. If we did so but couldn't get a valid pairing, before increasing the number of disregarded colour preferences (X), we want to try and see if we can obtain a valid pairing. Meanwhile, this parameter has to be kept constant, by disregarding one or more of the strong colour preferences instead of one or more of the variable ones. In practice, this means that one (two, three...) of the variable preferences will be satisfied, whilst one (two, three...) of the strong ones won't.

When $Z = X$, we are satisfying variable preferences only, and disregarding strong ones. Shouldn't this be enough, we begin to increase the total number of disregarded colour preferences. But, then we reset Z to its initial value, thus once again starting to spoil variable preferences to satisfy strong ones.

f. (Odd numbered rounds)

Drop A.7.d and
 restart from C.3.d

By disregarding one or more of the semi-absolute preferences, we may pair players with the same colour preference, which otherwise couldn't be put together, and therefore be able to complete the pairing. It goes without saying that this attempt can only be done while pairing an odd numbered round, because only then can we have this kind of colour preferences.

g. (Top scorers)

Drop B.2 and
 restart from C.3.c

Here's to you someone who takes a colour three times more than the other or, even worse, three times in a row! But this can only happen to so-called "top scorers" - players who, just before the last round of the tournament, have a score greater than half of the maximum possible - or to their opponents.

The outcome of those players' games is

Any criterion may be dropped only for the minimum number of pairs in the score bracket.

very important in determining the final ranking and podium positions; thus, we choose the best possible matched opponent, rather than just splitting hairs on expected colours...

Once again, we apply our “principle of minimum disturbance” (see note in C.10.b). When we first disable a pairing criterion, we must do so for one pair or player only³.

Only if this is not enough, we shall try to do the same for two, three... pairs or players. Each time, we have to try all possible combinations of players (as before, trying to minimize the disturbance) before incrementing again the number of pairs or players for whom we disregard the given criterion. Although we proceed step by step, we may end up having to deactivate the criterion for all of the pairs or players in the score bracket - e.g. all downfloaters or all upfloaters, as appropriate.

If even doing so we can't achieve a valid pairing, then we shall move on to the next item in C.10. That is, we have to disable a more important criterion (as before, starting with a single pair or player), then go back to the appropriate entry point in C.3, where the previously examined criteria will be reactivated, and proceed with the new criterion following the same logic described above.

**C.11 Deleted
(See C.10.e)**

Article C.11, the content of which is now

³ In order to minimize the disturbance, we should first deactivate the chosen criterion for the pair or player that allows us to obtain a pairing as similar as possible to the ideal one. Hence, if we are deactivating e.g. the criterion which forbids to make a player downfloat two times in a row, our first choice will be of course the bottom ranked player of the score bracket. But, as we explore successive pairing attempts, we will try each possible player, from bottom up to the very top of the bracket. If, on the contrary, we were to deactivate the criterion forbidding that a player may upfloat twice in a row (in a heterogeneous score bracket), we'd do so only for the higher ranked player in S2, moving towards bottom in case of failure.

included in C.10.e, was maintained only in order to keep an unchanged numbering for the important rules that follow.

C.12 Backtrack to previous Score bracket

(See definition of Backtracking in A.10)

If there are moved down players: backtrack to the previous score bracket. If in this previous score bracket a pairing can be made whereby another set of players of the same size and with the same scores will be moved down to the current one, and this now allows P1 pairings to be made then this pairing in the previous score bracket will be accepted.

If we are processing a heterogeneous score group (even if we're possibly treating it as homogeneous - see A.3) and we have reached a point where, with the given floaters, we cannot proceed (e.g. an incompatible downfloater has entered the score bracket. Thus, we came straight here from C.1), still a different choice of floaters may allow us to get a valid pairing.

Therefore, we abort the processing of this score bracket and go back to the previous one, where we try to produce a different set of downfloaters. Then we may resume the pairing from the last reached status (if we saved it somewhere! See note to C.6) and proceed to the next transposition (or exchange, or value of P and so on) which allows us to pair the same number of players.

It seems very appropriate to emphasize that we cannot find a pairing for more players (we should have found such a pairing in a previous attempt!) but, at the same time, we do not want to accept a lesser number of pairs. Hence, before and after this backtracking, we must have sets of downfloaters with the same number of elements, just as required.

Similarly, we want the new floaters to have the same scores of those of the previous set, since we do not want them to have higher scores (to avoid

worsening the overall score difference), but they can't have lower scores (otherwise we would have already used them in previous attempts).

If we didn't save the reached status, we shall have to start the processing of the previous score bracket from scratch. In any case, we should mark the current floaters set as invalid.

Once this "candidate pairing" is obtained, we check if its downfloaters, once moved into the next score bracket, allow us to complete the pairing. If this attempt succeeds, we will accept the new pairing for the previous score bracket too. Otherwise, we will have to try once again, going to the next combination of floaters - and so on (and let's notice that the new set may differ from the previous one in just one downfloater as well as in all of them).

Backtracking is disallowed when already backtracking from a lower score bracket.

In disallowing "recursive backtracking", the last part of this rule establishes that, to fix problems in the current score bracket, we can't go back beyond the previous one. Without this rule, we could get to change the pairing at the first board just to improve that of e.g. the forty-ninth, and this would of course be opposite to the basic philosophy of the Dutch system.

C.13 Lowest Score Bracket

The case of the last score bracket needs to be examined separately for an obvious reason: in higher score brackets, our last resort is to make players float to the next score bracket (at worst, even all of them!). Here in the last bracket, however, a downfloat is a bye - and we can give at most one of them, and only once per player! Because of this, in the processing of the last score bracket the role of the downfloat is substituted for (but not without some complications) by that of backtracking.

In case of the lowest score bracket:

if it is heterogeneous, try to reduce the

If the lowest score bracket (LSB) contains

number of pairable moved-down players (M1), as shown in C.14.b.2.

Otherwise backtrack to the penultimate score bracket. Try to find another pairing in the penultimate score bracket which will allow a pairing in the lowest score bracket.

If in the penultimate score bracket P becomes zero (i.e. no pairing can be found which will allow a correct pairing for the lowest score bracket) then the two lowest score brackets are joined into a new lowest score bracket. Because now another score bracket is the penultimate one, C.13 can be repeated until an acceptable pairing is obtained.

Such a merged score bracket shall be treated as a heterogeneous score bracket with the latest added score

floaters, it may happen that, giving up the pairing of some of them during the first (heterogeneous) part of the pairing, we can achieve a complete pairing without disturbing that of the previous score bracket (PSB: Penultimate Score Bracket). Therefore, we jump straight on to C.14.b.2 to try a pairing by decreasing M1. Should this attempt fail, we shall come back here to try backtracking.

If, on the contrary, the score bracket is or becomes (see C.14.b.2) a homogeneous one, or must now be treated as such, we cannot help but act on the penultimate score bracket (PSB). It can be done by searching for a different pairing that changes the composition of the last score bracket so that it can now be paired.

If the PSB produces floaters, we first try to change those floaters (we will usually have already done so during step C.12 - but we may also come here straight from C.1, because of an incompatible player). If even this does not solve our problems, we shall reduce the number P of pairs produced in the PSB, in order to “inject” into the LSB some additional players to allow a pairing.

As P is reduced because of C.14.a or C.14.b.1, the number of pairs produced in the PSB becomes step by step smaller. We can even get to the point that the PSB produces no pairs at all (P=0), so all the players from the PSB go straight into the LSB.

When this happens, this rule instructs us about how to proceed: we join together the PSB and the LSB, thus creating a single, merged (“collapsed”) score bracket, which is the new LSB - and is of course heterogeneous.

bracket as S1.

We have a precise indication here, which could escape attention: the whole old PSB constitutes now the subset S1 of the new LSB, even if the old PSB did in fact contain floaters. In the first attempt we will therefore try to pair each player of the old PSB with one of the old LSB. In general, it is likely that, by means of exchanges and transpositions, this leads us to find a valid pairing⁴.

If, on the contrary, a pairing could not be achieved, we have now reached the final stage of this attempt. The only way forward is to continue backtracking to still higher score brackets, taking pairs of players from there to inject them in the LSB.

The score bracket that preceded the old PSB becomes now the new PSB, so that we can continue the pairing process for the new bracket, starting again the cycle of floater-changing attempts and/or the injection of pairs from the new PSB.

We should finally notice that, for how this process works, we may end up disturbing even the first score bracket (and sometimes this happens). On the other hand, now the situation is not as it was in C.12 where, if the worst came to the worst, with some more floaters we could manage. Here, the alternative is to be not able to make a pairing! So, any

⁴ We must take into account that the merger of score brackets leads us to pair players with different scores. Whenever the PSB contains floaters, the differences may be larger or smaller according to that particular pairing - while B.3 instructs us to minimize the differences in score. Hence, even if we find a valid pairing, we cannot just stop there and be satisfied, but must indeed continue the process, looking for a possibly better pairing. By the way, this is why we might have, in the final pairing, players from the PSB paired against each other - because between them the score difference may be smaller or even null. Finally, we should notice that it is not uncommon for the PSB to be as large as the LSB, and even larger than that. So, the new collapsed LSB, although heterogeneous, shall be treated as homogeneous (as in any Swiss pairing system we proceed by reducing from round to round the number of players tied for the first and last ranking positions, the first and last score brackets should, by the very nature of the system, contain only a comparatively small number of players).

valid pairing will be better than no pairing at all...

C.14 Decrease P1, X1, Z1, M1

a. For homogeneous score brackets:

- As long as P1 is greater than zero, decrease P1 by 1.
- If P1 equals zero the entire score bracket is moved down to the next one. Start with this score bracket at C.1.
- Otherwise, as long as X1 is greater than zero, decrease X1 by 1.
- In even rounds, as long as Z1 is greater than zero, decrease Z1 by 1.
- Restart from C.3.a.

Since the score bracket under examination is a homogeneous one, there are no floaters in it. P1 (the number of pairs to be formed) was set equal to P0 (the maximum number of pairs that can be formed) during step C.2. But now, since we could not make all the required pairs, we reduce it and try to make one (two, three...) pairs less. And, if we expected to have to disregard a given number of colour preferences, we reduce this number too, with the idea that, if we must form a pair less, this should (if only possible) be one of those in which colour preferences are not perfectly suited. With the same idea in mind, in even numbered rounds, when we might also have some variable preferences (see A.7.e), we also reduce Z1, which is the number of strong colour preferences that cannot be satisfied in any way.

After that we return to C.3, where we set $P = P1$ (the current number of required pairs) and try again to pair the score bracket reactivating all pairing criteria. If the pairing fails, we'll try again to turn them off one by one in the usual way.

If everything goes wrong, we will reach again C.14 where, once again, we will reduce P1 and, collaterally, X1 and Z1. Should P1 be zero, then for this score bracket there would be just no pairing that allows us to proceed⁵. In this case, we merge this score bracket to the next

⁵ P1 may be zero right from the beginning (this happens when all players are incompatible) but whenever we have at least two compatible players it can't become zero, with the only possible exception of the PSB during backtracking.

one, making one of the two - but after this we start from scratch, right from the beginning (C.1), with the idea (or hope) that the new, larger bracket can be paired.

b. For heterogeneous score brackets:

1. If the pairing procedure has got to the remainder at least once, reduce P1, X1 and, in even rounds, Z1 as in the homogeneous score brackets and restart from C.3.a

If the score bracket is a heterogeneous one, there is a chance that, with a different choice of the M1 floaters, we can complete the pairing. We have two possible situations, depending on whether we were able to create a remainder bracket or not.

Item 1 is about the former case: the pairing attempts we made got (at least once) as far as to create a remainder score bracket. Therefore, we know that there is at least a way to pair the floaters - it might be a lousy pairing, it might create more problems than it solves, but still it is a viable pairing!

Thus, apparently we found an obstacle in the pairing of the remainder. This situation is similar to that of a homogeneous score bracket, and may therefore be worked out in much the same way: we renounce one pair, decreasing at the same time X1 and, if appropriate, Z1 too, and go back to C.3.a where we reactivate all criteria and resume pairing for the bracket.

2. Otherwise, as long as M1 is greater than 1, reduce M1 by 1 and restart from C.3.a. If M1 is one, set M1=0, manage the bracket as homogeneous, set P1=P0 and restart from C.2.b.

In the latter case, we never got as far as building a remainder score bracket, viz. we could not pair the floaters. Thus we should give up the pairing of one floater, by decreasing M1 and going back to C.3.a where, since the score bracket is a heterogeneous one, we set $P = M1$. We should notice that the unpaired floater can't help but float again, moving into a lower score bracket.

If, in spite of all this, we just cannot achieve a pairing, in the end we will go back here to further decrease the number of floaters to be paired. If necessary, we will go as far as to put $M1 = 0$ and then treat the score bracket as a homogeneous one. Then, we have to restart the processing of the bracket from the beginning and also resetting $X1$, which in the meantime may have changed. Let's notice, however, that $M1$ can become zero only during the pairing of the lowest score bracket or during backtracking, since during normal pairings there necessarily is at least one pairable floater (otherwise the bracket should contain at least one incompatible player).

D) Transposition and exchange procedures

D.1.1 Homogeneous or remainder score brackets

Example: $S1$ contains 5 players 1, 2, 3, 4, 5 (in this sequence). $S2$ contains 6 players 6, 7, 8, 9, 10, 11 (in this sequence).

Transpositions within $S2$ should start with the lowest player, with descending priority:

- 0. 6 – 7 – 8 – 9 – 10 – 11
- 1. 6 – 7 – 8 – 9 – 11 – 10
- 2. 6 – 7 – 8 – 10 – 9 – 11
- 3. 6 – 7 – 8 – 10 – 11 – 9
- 4. 6 – 7 – 8 – 11 – 9 – 10
- 5. 6 – 7 – 8 – 11 – 10 – 9

This rule teaches us how to build transpositions to be used in C.7 to try and pair players between $S1$ and $S2$. The logic underlined by the sequence of possible transpositions is, as usual, to try and produce a pairing as similar as possible to the perfect one.

For this purpose, after having ordered $S2$ (see A.6.a) we assign to each element (player) a number (or letter of the alphabet) from an ascending sequence, such as {1, 2, 3, 4, 5} or {A, B, C, D, E}. With these figures or letters, taken in order, we can form a number or word, and every possible transposition

6. 6-7-9-8-10-11
7. 6-7-9-8-11-10
8. 6-7-9-10-8-11
9. 6-7-9-10-11-8
10. 6-7-9-11-8-10
11. 6-7-9-11-10-8
12. 6-7-10-8-9-11
13. 6-7-10-8-11-9
14. 6-7-10-9-8-11
15. 6-7-10-9-11-8
16. 6-7-10-11-8-9
17. 6-7-10-11-9-8
18. 6-7-11-8-9-10
19. 6-7-11-8-10-9
20. 6-7-11-9-8-10
21. 6-7-11-9-10-8
22. 6-7-11-10-8-9
23. 6-7-11-10-9-8
24. 6-8-7-.....

To be continued (at all 720 figures).

719. 11-10-9-8-7-6

corresponds to a different number or word. The natural disposition of the players is, in our example, 12345 and the first transposition to be tested (the one that alters the pairing as little as possible) is the exchange of the last two players, which yields 12354. The next one is the exchange of the penultimate two, 12435, the one after that is 12453, followed by 12534, 12543 and so on.

Because of the way in which those numbers are constructed, it is easy to see that, the closer together and to the bottom of the list the players involved in the transposition are, the smaller are the numbers thus obtained. The exact sequence of transpositions is then built by simply putting in numerical (or lexicographical) ascending order all these numbers or, respectively, words.

D.1.2 Heterogeneous score brackets

The algorithm is in principle the same as

for homogeneous score brackets (See D.1.1), especially when $S1 = S2$.

If $S1 < S2$ the algorithm must be adapted to the difference of players in $S1$ and $S2$.

Example: $S1$ contains 2 players 1, 2 (in this sequence). $S2$ contains 6 players 3, 4, 5, 6, 7, 8 (in this sequence).

The transpositions within $S2$ are the same as in D.1.1. But only the $S1$ first listed players of a transposition may be paired with $S1$. The other $S2 - S1$ players remain unpaired in this attempt.

D.2 Exchange of players (homogeneous or remainder score bracket only)

When applying an exchange between $S1$ and $S2$ the difference between the numbers exchanged should be as small as possible. When differences of various options are equal take the one concerning the lowest player of $S1$. Then take the one concerning the highest player of $S2$.

General procedure:

- Sort the groups of players of $S1$ which may be exchanged in decreasing lexicographic order as shown below in the examples (List of $S1$ exchanges).
- Sort the groups of players of $S2$ which may be exchanged in increasing lexicographic order as shown below in the examples (List of $S2$ exchanges).
- The difference of numbers of players concerned in an exchange is: (Sum of numbers of players in $S2$) – (Sum of

As usual, this rule aims the minimum possible disturbance of the pairing with respect to the perfect one. From a theoretical point of view, all players in $S1$ should be stronger than all players in $S2$. Therefore, when we have to swap two players across subgroups, we try to choose the weakest possible player in $S1$ and swap it with the strongest possible one from $S2$.

To do so, having sorted both subgroups according to A.2, we assign (provisional) descending ranking numbers to the players of both $S1$ and $S2$, much in the same way as we did for transpositions. Then we choose a player as low-ranked as possible from $S1$ and a player as high-ranked as possible from $S2$, and swap them (in this process, we want to remember that the highest pairing number is 1), assuming that a higher rank should indicate a stronger player.

Thus, the difference between exchanged numbers is (or, at least, should be) a

numbers of players in S1). This difference shall be as small as possible.

- When differences of various options are equal:
 - Take at first the option top down from the list of S1 exchanges.
 - Take then the option top down from the list of S2 exchanges.
- After each exchange both S1 and S2 should be ordered according to A.2.

Remark: Following this procedure it may occur that pairings already checked will appear again. These repetitions are harmless because they give no better pairings than at their first occurrence.

Example for the exchange of one player:

| | | S1 | | | | |
|----|----|----|----|----|----|----|
| | | 5 | 4 | 3 | 2 | 1 |
| S2 | 6 | 1 | 3 | 6 | 10 | 15 |
| | 7 | 2 | 5 | 9 | 14 | 20 |
| | 8 | 4 | 8 | 13 | 19 | 24 |
| | 9 | 7 | 12 | 18 | 23 | 27 |
| | 10 | 11 | 17 | 22 | 26 | 29 |
| | 11 | 16 | 21 | 25 | 28 | 30 |

1. Exchange player 5 from S1 with player 6 from S2: difference 1;
2. Exchange player 5 from S1 with player 7 from S2: difference 2;
3. Exchange player 4 from S1 with player 6 from S2: difference 2;

Etc.

direct measure of the difference in (estimated) strength and should therefore be as little as possible. When two possible choices of players show an identical difference, we choose the set which disturbs S1 as little as possible, i.e. the one in which the player from S1 has a lower rank.

The procedure gives instructions to perform the exchange also when more than one pair of players need to be swapped - and should be understood in accordance with the above outlined logic.

The number in each cell indicates the priority in the choice of the exchange. The row and column headings represent players (or pairs of players, in the case of the following table) from S1 and S2 respectively.

We might notice that in the first table the sequence seems to proceed by diagonals (and this could be an useful memorizing aid) - but this is no longer true in the second table, nor it is in general.

Example for the exchange of two players:

| | | S1 | | | | | | | | | |
|------|------|-----|-----|-----|-----|-----|-----|-----|-----|-----|-----|
| | | 5.4 | 5.3 | 5.2 | 5.1 | 4.3 | 4.2 | 4.1 | 3.2 | 3.1 | 2.1 |
| S2 | 6.7 | 1 | 3 | 7 | 14 | 8 | 16 | 28 | 29 | 45 | 65 |
| | 6.8 | 2 | 6 | 13 | 24 | 15 | 27 | 43 | 44 | 64 | 85 |
| | 6.9 | 4 | 11 | 22 | 37 | 25 | 41 | 60 | 62 | 83 | 104 |
| | 6.10 | 9 | 20 | 35 | 53 | 39 | 58 | 79 | 81 | 102 | 120 |
| | 6.11 | 17 | 32 | 50 | 71 | 55 | 76 | 96 | 99 | 117 | 132 |
| | 7.8 | 5 | 12 | 23 | 38 | 26 | 42 | 61 | 63 | 84 | 105 |
| | 7.9 | 10 | 21 | 36 | 54 | 40 | 59 | 80 | 82 | 103 | 121 |
| | 7.10 | 18 | 33 | 51 | 72 | 56 | 77 | 97 | 100 | 118 | 133 |
| | 7.11 | 30 | 48 | 69 | 90 | 74 | 94 | 113 | 115 | 130 | 141 |
| | 8.9 | 19 | 34 | 52 | 73 | 57 | 78 | 98 | 101 | 119 | 134 |
| | 8.10 | 31 | 49 | 70 | 91 | 75 | 95 | 114 | 116 | 131 | 142 |
| | 8.11 | 46 | 67 | 88 | 108 | 92 | 111 | 126 | 128 | 139 | 146 |
| | 9.10 | 47 | 68 | 89 | 109 | 93 | 112 | 127 | 129 | 140 | 147 |
| 9.11 | 66 | 87 | 107 | 123 | 110 | 125 | 137 | 138 | 145 | 149 | |
| 10.1 | 86 | 106 | 122 | 135 | 124 | 136 | 143 | 144 | 148 | 150 | |

1. Exchange 5,4 from S1 with 6,7 from S2: difference =4;
 2. Exchange 5,4 from S1 with 6,8 from S2: difference =5;
 3. Exchange 5,3 from S1 with 6,7 from S2: difference =5;
 4. Exchange 5,4 from S1 with 6,9 from S2: difference =6;
 5. Exchange 5,4 from S1 with 7,8 from S2: difference =6;
 6. Exchange 5,3 from S1 with 6,8 from S2: difference =6;
- Etc.

Example for the exchange of three players:

List of S1 exchanges:

5,4,3 5,4,2 5,4,1 5,3,2 5,3,1
 5,2,1 4,3,2 4,3,1 4,2,1 3,2,1

List of S2 exchanges:

6,7,8 6,7,9 6,7,10 6,7,11 6,8,9
 6,8,10 6,8,11 6,9,10 6,9,11 6,10,11
 7,8,9 7,8,10 7,8,11 7,9,10 7,9,11
 7,10,11 8,9,10 8,9,11,8,10,11 9,10,11

1. Exchange 5,4,3 from S1 with 6,7,8 from S2: difference = 9;
2. Exchange 5,4,3 from S1 with 6,7,9 from S2: difference = 10;
3. Exchange 5,4,2 from S1 with 6,7,8 from S2: difference = 10;
4. Exchange 5,4,3 from S1 with 6,7,10 from S2: difference = 11;

- 5. Exchange 5,4,3 from S1 with 6,8,9 from S2: difference = 11;
- 6. Exchange 5,4,2 from S1 with 6,7,9 from S2: difference = 11;

Etc.

Exact procedure for exchange of N (N= 1, 2, 3, 4...) players in a score group of P players

- Sort all possible subsets of N players of S1 in decreasing lexicographic order to an array S1LIST which may have S1NLIST elements.
- Sort all possible subsets of N players of S2 in increasing lexicographic order to an array S2LIST which may have S2NLIST elements.
- To each possible exchange between S1 and S2 can be assigned a difference which is a number defined as:

The subsets, which we sort in this step, are the ones that form the “List of S1 exchanges” in the “Example for the exchange of three players”. Similarly, the next step gives the “List of S2 exchanges” in the same example.

$$\begin{aligned} & \text{(Sum of} \\ & \text{numbers of} \\ & \text{players in S2,} \\ & \text{included in that} \\ & \text{exchange)} \end{aligned} - \begin{aligned} & \text{(Sum of} \\ & \text{numbers of} \\ & \text{players in S1,} \\ & \text{included in that} \\ & \text{exchange)} \end{aligned}$$

The difference thus obtained is sort of a measure of the “overall distance” (although this is not strictly a distance in the mathematical sense) between the elements of the set of exchanged players. This “distance” is bounded between a minimum, which occurs when we exchange the last N players from S1 with the first N players from S2, and a maximum, which occurs when we exchange the first N players from S1 with the last N players from S2. The values of the minimum and maximum depend on both the size of S1 and S2 that the number N of exchanged players.

In functional terms:

$$\text{DIFFERENZ}(I, J) = (\text{sum of numbers of players of S2 in subset J} - \text{sum of numbers of players of S1 in subset I}).$$

This difference has a minimum:

$$\text{DIFFMIN} = \text{DIFFERENZ}(1,1)$$

and a maximum

$$\text{DIFFMAX} = \text{DIFFERENZ}(\text{S1NLIST}, \text{S2NLIST})$$

Now the procedure to find the exchanges in correct order:

- 1 DELTA = DIFFMIN
- 2 I=1 J=1
- 3 If DELTA = DIFFERENZ(I,J) then do this exchange, after that goto 4
- 4 If J<S2NLIST then J=J+1 goto 3
- 5 If I<S1NLIST then I=I+1, J=1 goto 3
- 6 DELTA =DELTA+1
- 7 If DELTA > DIFFMAX goto 9
- 8 goto 2
- 9 The possibilities to exchange N players are exhausted

After each exchange both S1 and S2 should be ordered according to A.2.

D.3
exchange

Moved-down players

Example: M0 is 5. The players originally in S1 are {1, 2, 3, 4, 5}.

The elements in S1 start with the M1 highest players, then with descending priority:

| S1 elements in descending priority | | | | | |
|------------------------------------|--------|--------|-------|------|---|
| | | | | | |
| | | | | | |
| | | | | | |
| | | | | | |
| M1=5 | M1=4 | M1=3 | M1=2 | M1=1 | |
| M0=5 | 1-2-3- | 1-2-3- | 1-2-3 | 1-2 | 1 |
| | | 1-2-3- | 1-2-4 | 1-3 | 2 |
| | | 1-2-4- | 1-2-5 | 1-4 | 3 |
| | | 1-3-4- | 1-3-4 | 1-5 | 4 |
| | | 2-3-4- | 1-3-5 | 2-3 | 5 |
| | | | 1-4-5 | 2-4 | |
| | | | 2-3-4 | 2-5 | |
| | | | 2-3-5 | 3-4 | |
| | | | 2-4-5 | 3-5 | |
| | | | 3-4-5 | 4-5 | |

This rule is used during C.8.b to choose floaters to be excluded from the pairing whenever we can't pair them all.

The underlying general principle is, as always, that of the minimum possible disturbance of the pairing. At first, we will try to exclude from S1 the last (lower) ranked floater, then the next to last, the third-last, and so on - until we get, if this need be, even to the first one (inclusive).

If even by doing this we cannot manage to get a pairing, we will attempt to exclude two players at a time, always trying to let out as low ranked players as possible. Then we will try, if necessary, to exclude three, four and so on, until no more players are left.

D.4 Note for programmers: B.3-factor in the lowest score bracket

After repeated applications of rule C.13, *The definition of "B.3-factor" establishes*

it is possible that the lowest score bracket (LSB) contains players with many different scores and that there are multiple ways to pair them.

Such a bracket either is homogeneous (when the number of players coming from the penultimate score bracket is equal or higher than the number of LSB players) or eventually produces a homogeneous remainder.

The following rule must be followed by pairing programs:

The best pairing for such a homogeneous score bracket or remainder is the one that minimizes the sum of the squared differences between the scores of the two players in each pair (called B.3-factor). Getting the bye is equivalent to face an opponent with one point less than the lowest ranked player (even if this is resulting in -1).

Example: Let the following be the players in the LSB:

3.0 : A

2.5 : B, C

2.0 : D

1.5 : E

1.0 : F

F can only play against A.

a unique (and, all in all, simple enough) rule to decide which is the best one among two or more possible pairings, when we are treating a complex score brackets such as we sometimes find (especially in the lower rankings) towards the end of a tournament.

This rule is presented as a “note for programmers”, but in fact has general value and should of course also be applied when doing manual pairings, when necessary.

On the other hand, as stated in the last paragraph, it is not a rule that establishes any special behaviour. But, it is only a coding of the typical “arbiter’s educated guess”. For e.g., it says that rather than pairing a pair with a null score difference and another one with a one point difference between players, it is preferable to form two pairs in which differences are both equal to half a point. Or, more generally, it is better to have many small differences rather than a few large ones.

To fully understand the rule, a very careful reading of the given examples is most appropriate.

The pairing will initially start with $S1=\{A,B,C\}$ $S2=\{D,E,F\}$ and, after a few transpositions, it will move to **Png1: $[S1=\{A,B,C\}$ $S2=\{F,D,E\}]$** . Work is not finished, though. Some exchanges must be applied to get to **Png2: $[S1=\{A,B,D\}$ $S2=\{F,C,E\}]$** which is the best possible pairing. This is because of the B.3-factor. Let us compute it:

$$\text{Png1: (A-F, B-D, C-E)} \Rightarrow (2.0*2.0 + 0.5*0.5 + 1.0*1.0) = 5.25$$

$$\text{Png2: (A-F, B-C, D-E)} \Rightarrow (2.0*2.0 + 0.0*0.0 + 0.5*0.5) = 4.25$$

Warning: if there is a seventh player (G) with less than 2.5 points, who is the only one who can get the bye, the LSB is heterogeneous and no exchanges in $S1$ are allowed. In such an instance, the pairing of the LSB is: A-F, B-D, C-E, G(bye).

Remark: This algorithm is nothing especial. It is the best mathematical method to find the pairings which an arbiter seeing all the player's data naturally will achieve.

E) Colour Allocation rules

For each pairing apply (with descending priority):

E.1

Grant both colour preferences.

E.2

We may want to stress the fact that, oddly enough, there is no provision here to take into consideration the colour differences (see A.7) of the players! Let's consider, e.g., the case of two top scorers (in the last round) with colour histories:

1: WWBWBW

2: BBWBWW

Here, both players have absolute colour preferences (being top scorers, their preferences may be ignored to avoid floating); but player #1 has a colour difference $CD=+2$, while player #2 has $CD=0$.

None the less, the two colour preferences are of the same kind; hence, we move on to the next rule (E.3, see below), finally assigning White to player #1!

We want also note that, to correctly manage colour assignments when one or both players have missed one or more games, we often need comparing colours histories by means of rule C.04.2:D.3

Grant the stronger colour preference.

E.3

Alternate the colours to the most recent round in which they played with different colours.

E.4

Grant the colour preference of the higher ranked player.

We may want to pay particular attention to this point: in all other conditions being equal, the higher ranked player gets not white, but his/her own preferred colour!

E.5

In the first round all even numbered players in S1 will receive a colour different from all odd numbered players in S1.

As a consequence of this rule, in the first round we only need to draw (by lot) the colour for one player (usually, the higher ranked) to determine the colours to be assigned to all of the players.

Mario Held

Tournament development
with the
Swiss Dutch System

An example of a 5 round tournament

(With Tallinn 2013 FIDE C.04 Rules)

CONTENTS

| | |
|---|------------|
| <i>THE TOURNAMENT</i> | <i>108</i> |
| <i>1 FOREWORD</i> | <i>108</i> |
| <i>2 INITIAL PREPARATIONS</i> | <i>110</i> |
| <i>3 THE MAKING OF THE FIRST ROUND</i> | <i>113</i> |
| <i>4 SECOND ROUND (BYES, TRANSPOSITIONS AND FLOATERS)</i> | <i>116</i> |
| <i>5 THIRD ROUND (EXCHANGES)</i> | <i>128</i> |
| <i>6 FOURTH ROUND (RELAXING PAIRING CRITERIA)</i> | <i>133</i> |
| <i>7 FIFTH ROUND (BACKTRACKING)</i> | <i>137</i> |
| <i>8 FINAL STEPS</i> | <i>145</i> |

THE TOURNAMENT

1 FOREWORD

This booklet illustrates a step-by-step example of pairing procedure for a five rounds Swiss tournament by means of the Dutch¹ Swiss pairing system, in the hope to help the task of those who wish to improve their knowledge of the system or get more familiar with it.

During the FIDE Congress in Krakow 2011, the Swiss Rules for the Dutch system were thoroughly revised with the aim to make them clearer, while at the same time removing some possible ambiguities in interpretation. During the FIDE Congresses in Istanbul 2012 and Tallinn 2013, the work of the FIDE Systems of Pairings and Programs Committee (SPP) continued on the same path. During this process, still in progress, the *meaning* of the pairing rules has remained largely unchanged (namely, the pairings are almost identical to those which were produced with pre-Krakow rules), although the phrasing, as well as the structure of the documents, was changed rather heavily.

Only a general knowledge of the Dutch system is required to follow the exercise, but keeping a handy copy of the Rules is advisable. To help the reader in its work, an appendix shows the current version of the Rules, together with some explanatory comments.

Before ending this short introduction, two side notes about language are in order: first, this work has not been intended for, nor written by, native speakers - hence, the language is far from perfect but we hope that it will be easy enough to understand, and that any possible native speakers will forgive its many flaws. Second, and possibly more important, is that we definitely do

¹ *The Dutch Swiss pairing system, so named with reference to its promoter and developer, Dutch IA Geurt Gijssen, was adopted by FIDE in 1992. Its rules are codified in the FIDE Handbook, available on www.fide.com.*

not want to address a player either as man or woman. Luckily, English language offers a very good device to this end in the use of neutral pronoun - therefore, our readers are advised that our player will always be “it”.

Warm and heartfelt thanks go to Italian Arbiters Roberto Ricca and Francesco De Sio for their valuable and patient work of technical review and their many useful suggestions.

Happy reading!

Notice: *to help the reader, the text contains many references to relevant regulations. These references are printed in italics in square brackets “[]” - e.g., [C.04.2:B.1] refers to the FIDE Handbook, Book C: “General Rules and Recommendation for Tournaments”, Regulations 04: “FIDE Swiss Rules”, Section 2: “General Handling Rules”, item (B), paragraph (1). Since a great deal of our references will be made to section C.04.3:1: “Dutch System”, these will simply point to the concerned article or subsection - e.g., [A.7.e] indicates point (e) of Article (7) of section (A) of those Rules. All regulations can be downloaded from the website of FIDE (www.fide.com).*

2 INITIAL PREPARATIONS

The preliminary stage consists essentially in the preparation of the list of participants. To this end, we sort all players in descending order of score², FIDE rating and FIDE title³ [C.04.2:B]. Homologous players (i.e. those players having identical scores, ratings and titles) will normally be sorted alphabetically, unless the regulations of the tournament or event explicitly provide a different sort order.

Here we face our first problem: the Dutch system belongs to the group of rating controlled Swiss systems⁴, which means that the resulting pairings depend *very closely* on the rating of the players - therefore, to get a proper pairing for the round, the players' ratings *need* to be the correct ones, i.e. they must correctly represent each player's strength. Because of this, the Rules require us to *carefully verify all of the ratings*, and when a player does not have one, to make an estimation as accurate as possible [C.04.2:B.1]. When a player has a national rating, but no FIDE rating, we can convert the first to an equivalent value - in some cases directly, in others by using appropriate formulas. When a player has no rating at all, we shall usually need to estimate its strength according to current practices and national regulations.

² *Of course, at the beginning of the tournament all players have a null score, unless an accelerated pairing is used.*

³ *The descending order for FIDE titles is GM, IM, WGM, FM, WIM, CM, WFM and WCM - followed by all untitled players [C.04.2:B.2.c].*

⁴ *The "Rating Controlled Swiss Systems" belong to a more general class of "Controlled (or Seeded) Swiss Systems", in which the initial ranking list is not random or assigned by lots, but sorted according to given rules.*

After we prepared the list as indicated above, we can assign to each player its *pairing number*, which is, at this stage, only *provisional*. If possible additional players are allowed to join the tournament in later rounds, we will need to reorder the list and, consequently, assign new and different pairing numbers [C.04.2:C.3].

| Pairing Number | Player | Title | Rating |
|----------------|---------|-------|--------|
| 1 | Alice | GM | 2500 |
| 2 | Bruno | IM | 2500 |
| 3 | Carla | WGM | 2400 |
| 4 | David | FM | 2400 |
| 5 | Eloise | WIM | 2350 |
| 6 | Finn | FM | 2300 |
| 7 | Giorgia | FM | 2250 |
| 8 | Kevin | FM | 2250 |
| 9 | Louise | WIM | 2150 |

Our tournament is comprised of 14 players and the players' list, already properly sorted according to [C.04.2:B], is that on the right.

Because of a perhaps a bit controversial (but none the less almost universal) language convention, players who are first on this list ("*higher ranked*" players) are said to have the *highest* pairing numbers - in short, *number 1 is higher than 14*... This is something a bit odd, but with time it becomes a habit.

The number of rounds is established by the tournament regulations, and *cannot be changed after the tournament has started*. We may want to notice that this number is, or should be, in close relation with the number of players, because a Swiss tournament can reasonably identify the winner only if the number N of players is less than or at most equal to 2 raised to the number T of rounds: $N \leq 2^T$. As a rule of thumb, each additional round enables us to correctly determine one more ranking position: e.g., with 7 rounds we can determine the strongest player (and, therefore, the player who deserves to win) among at most 128 players while we will be able to correctly select the second best among only 64 players, and the third best only if the players are at most 32⁵. Thus, it is generally advisable to carry out one or two rounds

⁵ This is always true if, and only if, in every game the highest rated player ends up as winner. In practice, the

more than the theoretical minimum: e.g., for a tournament with 50 players, 8 rounds are adequate, 7 are acceptable - while, strictly speaking, a 6 rounds tournament (which are the “bare minimum” with respect to the number of players) would not be advisable⁶.

The preliminary stage ends with the possible preparation of “pairing cards”, a

very useful aid for the management of a manual pairing. They are sort of a personal card, the heading of which contains player’s personal data (name, date and place of birth, ID, title, rating and possibly additional useful data) and of course the pairing number of the player. The body of the card is comprised of a set of rows, one for each round to be played, in which all pairing data are recorded (opponent, colour, float status⁷,

| (GM) MANZONI Alessandro 2650 | | | | | 1 |
|-------------------------------------|-----|-----|-----|-----|----------|
| ITA 251260 ID 123456/ FIDE 890123 | | | | | |
| T | Opp | Col | Flt | Res | Pnts |
| 1 | | | | | |
| 2 | | | | | |
| 3 | | | | | |
| 4 | | | | | |
| 5 | | | | | |
| 6 | | | | | |
| 7 | | | | | |
| 8 | | | | | |
| 9 | | | | | |
| 10 | | | | | |

game result or scored points, progressive points). The card may be made in any of several ways, provided that it is easy to read and to use. Here on the right, we see a typical example.

The basic advantage of pairing cards is that we can arrange them on the desk, sorting them by rank and rearranging and pairing them in an easy and fast fashion. Nowadays, anyway, actual use of pairing cards has become pretty rare because an arbiter is very seldom required to manually make a pairing from scratch - but it’s not unusual that an unhappy player asks for detailed

occurrence of different results, such as draws, forfeits and so on, may change the situation.

⁶ *Of course, this is just a theoretical point of view. In practice, many tournaments are comprised of 5 rounds, because this is the best we can put together in a weekend. Thus, the determination of the players who end up in the winning positions of the final standings must be entrusted to tiebreak, which should therefore be chosen with the utmost care.*

⁷ *See page 36.*

explanations, so that the arbiter has to justify an already made pairing (usually produced by computer software). With a little practice, we can work out such an explanation right from the tournament board - which, in this case, needs to contain *all* of the necessary data, just like a pairing card. In this paper, we too will follow this latter method.

Now we will draw by lot the colour to assign to a player⁸, usually the higher ranked of the players list [A.7.c]. The colours to assign for the first round to all other players [E.5] will then automatically follow. After that, we'll be ready at last to begin the pairing of the first round. Let's say that *a pretty little girl, not involved in the tournament*, drew the white colour for player number 1.

3 THE MAKING OF THE FIRST ROUND

The rules to make the first round are described in slightly different ways in Lim, Dubov and Dutch Swiss systems, but the resulting pairings are always the same⁹. The players list, ordered as described above, is then divided into two subgroups, called S1 and S2; the former contains the first half, rounded down, of the players, while the latter contains the second half, rounded up¹⁰ [A.6]:

S1 = [1, 2, 3, 4, 5, 6, 7]

S2 = [8, 9, 10, 11, 12, 13, 14]¹¹

Now, we pair the first player from S1 with the first one from S2, the second one from S1 with the second one from S2 and so on, thus getting the (unordered) pairs {1-8, 2-9, 3-10, 4-11, 5-12, 6-13, 7-14}. Since this is the first round, unless there is some very special reason to do differently¹², there is

⁸ Some arbiters, misinterpreting the drawing of lots, assign colour at own discretion. It should be emphasized that the Rules explicitly require the drawing of lots (which, by the way, may be at the centre of a nice opening ceremony).

⁹ This is not true for the Burstein system, in which we have a different first round.

¹⁰ It's then obvious that, whenever we have an odd number of players, S2 will contain one player more than S1.

¹¹ Since names are inessential, from now on we will indicate players only by their own pairing numbers.

¹² E.g., in certain events we might have specific rules, or reasons, to avoid players or teams from the same federation

nothing to stop these pairings - so, to complete the pairing process, now we just need to assign to each player its appropriate colour. All players of S1 having an even pairing number should have the opposite colour with respect to all players having an odd pairing number [E.5]. Thus, players 1, 3, 5 and 7 shall receive white, previously drawn for #1, while players 2, 4, 6 shall receive black.

The opponents to each player from S1 shall receive, out of necessity, the opposite colour with respect to their opponents; therefore, the complete pairing will be:

1 : 1 - 8
2 : 9 - 2
3 : 3 - 10
4 : 11 - 4
5 : 5 - 12
6 : 13 - 6
7 : 7 - 14

Before publishing the pairing, we have to put it in order [C.04.2:D.9] with the following criteria: 1) the score of the higher ranked player in the pair, 2) the sum of scores of both players, 3) the rank according to the initial order [C.04.2:B] of the higher ranked player. In the vast majority of cases, the Dutch system already generates pairings in the right order (but we always want to check).

At last, we are ready to publish the pairing. But, before that, we want to check it once again and with extreme care, since a published pairing should not be modified [C.04.2:D.10]¹³, except when two players should play with each other again.

or club meet in the first round(s), or at all - but, of course, such cases usually occur only in major international tournaments, championships, Olympiads and so on, while in "normal" tournaments, in practice, nothing of the kind happens.

¹³ *But, in this regard, see also FIDE Handbook 05: "FIDE Tournament Rules", It. 5.c.*

In the event of an error (wrong result, game played with wrong colours, wrong ratings...), the correction will affect only the pairings yet to be done and only if the error is reported by the end of the next round, after which it will be taken into account only for the purposes of rating calculation [C.04.2:D.8] - that's to say, in such a case the standings will include a wrong result just as if it were correct!

The last thing to do (and it can also be done while everyone is playing) is the compilation of the tournament board, on which we will post pairings and results for each player. When we renounce the use of pairing cards, as we do here, the board should also contain any other relevant information needed to compose the pairings for following rounds.

For each game we should indicate at least opponent, assigned colour, and result - the choice of symbols is free, as long as it is clear, unambiguous and uniform. Here we will show each pairing by means of a group of symbols comprised of the opponent's pairing number, followed by a letter indicating the assigned colour (B for "Black", "W" for "White"); next, we can have some optional "utility" symbols, and finally the result ("+", "=", or "-", with obvious meaning). Unplayed games are indicated by "+bye", "=bye" or "-bye" respectively, depending on whether they are "won", "draw" or "lost". Since we do not make use of pairing cards, our board will also show the players' progressive scores, which help us in the preparation of pairings (and of intermediate standings too).

After collecting the results of all the games, we can proceed to the pairing of the next round.

| | | |
|----------|---------------------------|------------|
| 1 | 1 (0.0) - 8 (0.0) | 1-0 |
| 2 | 9 (0.0) - 2 (0.0) | 0-1 |
| 3 | 3 (0.0) - 10 (0.0) | 1-0 |
| 4 | 11 (0.0) - 4 (0.0) | ½-½ |

| | | |
|----------|---------------------------|------------|
| 5 | 5 (0.0) - 12 (0.0) | 1-0 |
| 6 | 13 (0.0) - 6 (0.0) | 0-1 |
| 7 | 7 (0.0) - 14 (0.0) | 1-0 |

4 SECOND ROUND (BYES, TRANSPOSITIONS AND FLOATERS)

Here is the tournament board after the first round:

| Player | PN | 1 | | 2 | | 3 | | 4 | | 5 | |
|----------|----|------|------|------|------|------|------|------|------|------|------|
| | | Pair | Pnts | Pair | Pnts | Pair | Pnts | Pair | Pnts | Pair | Pnts |
| Alice | 1 | 8W+ | 1 | | | | | | | | |
| Bruno | 2 | 9B+ | 1 | | | | | | | | |
| Carla | 3 | 10W+ | 1 | | | | | | | | |
| David | 4 | 11B= | 0.5 | | | | | | | | |
| Eloise | 5 | 12W+ | 1 | | | | | | | | |
| Finn | 6 | 13B+ | 1 | | | | | | | | |
| Giorgia | 7 | 14W+ | 1 | | | | | | | | |
| Kevin | 8 | 1B- | 0 | | | | | | | | |
| Louise | 9 | 2W- | 0 | | | | | | | | |
| Mark | 10 | 3B- | 0 | | | | | | | | |
| Nancy | 11 | 4W= | 0.5 | | | | | | | | |
| Oskar | 12 | 5B- | 0 | -BYE | | | | | | | |
| Patricia | 13 | 6W- | 0 | | | | | | | | |
| Robert | 14 | 7B- | 0 | | | | | | | | |

Player #12 (Oskar) informed us in advance that he will not be able to play the second round, thus *he shall not be paired [C.04.2:D.6]*: hence, we already posted a “-BYE” in the tournament board. In this round we will then have an odd number of players - hence, a player will end up unpaired and receive a bye: one point or 1/2 point, if so established by the tournament regulations, no opponent, no colour [A.5, C.04.1:C].

Now players have different scores, and a basic principle of all Swiss pairing systems is that *paired players shall have scores as similar as possible [B.3, C.04.1:E]*. To achieve this result, we shall sort the players according to their scores. To this end, let’s then define the concept of a homogeneous score

bracket, which is a set of players who, in a given round, have identical scores [A.3]. As a rule, the pairing proceeds towards decreasing scores, one score bracket at a time, from the upper one (i.e. corresponding to the maximum score) to the lower one (corresponding to the minimum score)¹⁴.

In practice, it happens rather frequently that one or more players in a score bracket cannot be paired within their own same bracket. They are therefore moved to the next one, which becomes a heterogeneous score bracket and should be treated differently¹⁵. In a heterogeneous score bracket, some players will meet opponents with different scores: those players are called floaters. A player moved down from the higher score bracket is called a downfloater, while its opponent is said to be an upfloater [A.4].

The first operation to do is to divide and group players according to their score, thus forming the various score brackets [A.3]. Those, as said above, will be processed (“paired”) one by one. Let’s then first examine the highest ranked players - who, in this bracket, have scored one point: they are [1, 2, 3, 5, 6, 7].

First of all, we must determine the expected colours: each player has their own colour preference (or *expected colour*). To determine it, we need first to define the colour difference C_D , which is simply the difference between the number W of rounds for which the player had the white, and the number B of those for which it had the black: $C_D = W - B$ [A.7]. This difference is positive for a player who had more often white, negative if it had more often black - while it is zero if the colours are “balanced”, which is the ideal situation that the pairing shall try to comply with, as much as possible.

¹⁴ However, we will also see situations in which the pairing is particularly difficult, and so we are forced to change this sequence, retracing our steps and undoing already made pairings to try again in another way (“backtracking”).

¹⁵ However, when the number of players with higher scores (“floaters”) is equal to or greater than half the total number of players in the score bracket, this score bracket will be treated as if it were homogeneous [A.3].

The colour preference is determined as follows:

- A player has an absolute colour preference [A.7.a] when $C_D > 1$ or $C_D < -1$ - that is, when it had a colour (at least) twice more than the other, or when it had the same colour for two games in a row. The preference is towards the colour that it received fewer times, or respectively the colour that it did not receive in the last two games. In any case, the player *must* receive its due colour (and we shall write it right away on the pairing card or on the tournament board). *The only exception may happen in the last round, for a player with more than half of the maximum possible score* (this is called a “top-scorer”, see [A.10]) *or its opponent* [B.2]: in this case, indeed, top ranking positions may be at stake, and pairing players of equal scores is therefore particularly important. In all other cases, the colour preference shall be honoured, period. It is an absolute criterion and, in order to obey it, if necessary players may float.
- A player has a strong colour preference [A.7.b] when $C_D = \pm 1$ (i.e. when it had a colour once more than the opposite), the preference being of course for the colour it received less times.
- If $C_D = 0$, the player has a mild colour preference [A.7.c] for the colour opposite to what it had in the previous game, so as to balance its colour history¹⁶ [C.04.1.h.2].
- Finally, a participant who did not play any games yet (“late entry”) has no colour preference [A.7.f] and will receive the colour opposite to that awarded to its opponent.

Strong and mild colour preferences may be disregarded, whenever this is really necessary, so that the player might also get the colour opposite to its

¹⁶ The “colour history” of a player is the sequence of colours it received in the previous rounds.

preferred one. In such cases, however, this player gains an *absolute* colour preference for the next round.

There is still something important to say about colour preferences:

- While pairing an even numbered round, we should have only strong colour preferences - or possibly absolute colour preferences, if someone had the same colour twice in a row. Should we find any mild preferences, this would mean that the concerned player(s) missed a game (or an odd number of games). In this case, we *may* change the preference in a way that minimizes the number of pairs in which both players have the same strong colour preference [A.7.e]. To avoid confusion, we will identify this particular preference as “*variable*” (or “*wavering*”).
- While pairing an odd numbered round (i.e. at the end of an even numbered round), we should have only mild or absolute colour preferences. Should we find strong colour preferences, this would mean that the concerned player(s) missed a game (or an odd number of games). We shall treat these possible strong colour preferences as if they were absolute right from the beginning, provided that this does not increase the number of floaters, their scores, or the score difference between players [A.7.d]. To avoid confusion, we will call a colour preference of this type “*semi-absolute*”. When we treat this preference as if it were absolute, the pairing will lead us, by its very nature, to try and give the player an opponent with the most appropriate colour preference.

It should be noted that the two rules [A.7.d] and [A.7.e], although in very different ways, eventually reach the same goal of satisfying a strong colour preference at the expense of a mild one.

From now on, when we talk about strong or mild preferences, we will always address the “normal” ones, i.e. excluding variable and semi-absolute preferences. With this convention, in a same given round we can *never* find both mild and strong colour preferences. Thus, colour preference priority becomes irrelevant: *the two kinds of colour preference behave in an essentially identical way.*

During the pairing process we need to keep colour preferences for each player handy. To avoid the use of yet another table, we will *temporarily* record all colour preferences in the tournament board, in the column bound to the pairing for the round (when it's time to post the pairings, we won't need the preferences any more).

Now, we want to establish a code to indicate the various kinds of colour preferences¹⁷:

- A lower case “w” or “b” indicates a *mild* or *strong* colour preference: as seen above, we never find simultaneously both types, so there is no danger of confusion
- An upper case “W” or “B” indicates an *absolute* colour preference
- A lowercase letter in parentheses “(w)” or “(b)” indicates a *variable* preference, which may then change colour if this is useful to reduce the number of disregarded strong colour preferences
- A capital letter in parentheses “(W)” or “(B)” indicates a *semi-absolute* colour preference, which in general is treated as an absolute colour preference - except when this causes an increase in the number of floaters

¹⁷ It should be noted that the code that we use here is far from universal, and other papers may use completely different codes. For example, the Vega pairing software indicates a semi-absolute colour preference with the combination of two letters (“wW” or “bB”) while noting variable ones with a prefix “A” (“Aw”, “Ab”). Here we prefer to use parentheses, as they are more suggestive of the relative “weakness” of those preferences.

- Finally, for completeness (even if we will not use it), there is also the case of a player who just entered the tournament in a round after the first, thus having no colour preference. If needed, we'll mark it with a capital "A".

We should now determine the colour preference for each player, and we do so by examining the colour history of the player in all previous games it played. Since we are pairing an even numbered round, any participant who has not missed games, played an odd number of them. Hence, we will find only strong colour preferences (it's too early in the tournament, to already have absolute colour preferences!), which we will indicate in the score bracket with a lower case letter right after the player's pairing number: [1b, 2w, 3b, 5b, 6w, 7b].

But it is now time to begin the real pairing. Since this is our first time, we will perform a detailed, step-by-step process. Then, as we proceed in the tournament, we will cut a little short on the more mundane tasks, to dwell only on the more interesting ones.

The first step [C.1] is to verify the *compatibility* of the players - i.e. check if there is any player who, for whatever reason, cannot play with *any* of the other players in the score bracket¹⁸. Here there is none¹⁹.

The next step [C.2] is a "set-up" phase and begins with the calculation of the number of pairs to be formed. Since our score bracket is comprised of 6 players, and half of this number (rounded downwards) is 3, we will have to form **P0 = 3** pairs [A.6.b].

Then we should check how many of these pairs can't fully satisfy the colour

¹⁸ There is no way to pair such a player in the score bracket - therefore, the player can't help but go away, which means go back to its original bracket if it is a downfloater, or float to the next score bracket, if it is not (or can't go back to its original bracket).

¹⁹ In a second round we usually can't have incompatible players, except when special circumstances arise such as

preferences: here, 4 players expect white and 2 black - out of the three pairs, at least one will necessarily include a player who receives a colour different from its preference. The number of pairs that contain disregarded preferences is called X_1 , and the way to calculate it is precisely defined in the Rules [A.8]. However, we can get it quickly by taking *the integer part of half the difference between the number of players expecting white and the number of players who expect black, and any players without preferences will be counted as having the same preference of the minority*²⁰. We will, out of necessity, accept a pairing that contains X_1 pairs with disregarded preferences (having less than that is simply impossible), but we will not accept any pairing which contains more than that [B.4].

To complete this step, we have yet to determine M_0 , which in this case is zero (there are no downfloaters). Since we are pairing an even numbered round, we also need to calculate Z_1 , which is the *minimum number of pairs in which it will be necessary to disregard a strong preference*. This number is obtained by subtracting from X_1 the number of players with variable preferences for the colour of the majority. Whenever, as it is now, there are no variable preferences, we have $Z_1 = X_1$.

Finally, we set the values of the “status variables” $P_1 = P_0$ and $M_1 = M_0$, which will accompany us and may be modified during pairing.

In the next step [C.3] we set up a list of criteria to be met in the pairing: since this score bracket is homogeneous, the number P of pairs we are trying to build is initially equal to the maximum possible, then $P = P_1 = 3$; among those pairs, $X = X_1 = 1$ cannot satisfy all colour preferences, while $Z = Z_1 = 1$ pairs

those already mentioned (see note 12, page 33).

²⁰ This procedure is, of course, completely equivalent to the one described in the Rules, so that the reader can choose the one that is most convenient to remember and apply.

shall contain a violation of strong preference²¹. In the course of successive pairing attempts, P may decrease, while X and Z may increase.

Now we can divide the players of the score bracket between subsets S1 and S2 [A.6.a]. We put into S1 the first P players of the score bracket (in this case the first half of the players), while the rest (namely the second half) ends up in S2 [C.4]:

S1 = [1b, 2w, 3b]
S2 = [5b, 6w, 7b]

The fifth step [C.5] sorts each of the subgroups according to the usual rules [A.2]. This order normally coincides with the original one, and so there is no need to do anything unless we got to this point after exchanging players between S1 and S2²².

So far, we only performed the necessary preliminary steps - now the real pairing work begins [C.6]. We try to associate the first player of S1 with the first player of S2, the second player of S1 with the second player of S2, and so on, just as we did for the first round:

| S1 | S2 |
|-----------|-----------|
| 1b | 5b |
| 2w | 6w |
| 3b | 7b |

Here three pairs violate colour preferences, and they are definitely too many! Pairing criteria tell us that we need to *maximize the number of pairs that meet the colour preferences* [B.4]. Therefore, since here $X = 1$, we can afford only one disregarded colour preference.

²¹ We want to remember that Z1 is used to keep track of the wavering colour preferences we can use to satisfy strong ones. Of course, whenever there are no wavering colour preferences, Z1 is useless and its calculation is pointless.

²² We will first meet exchanges during the pairing of the third round (see page 44).

Since we couldn't find a perfect match, we have to move on to the next step [C.7], to try and alter the subgroup S2 applying a *transposition* [A.9.a] to see if we can reach the goal. A transposition changes the order of the players in S2, starting with the lowest ranked players and then gradually moving towards higher ranks - until an acceptable solution is found²³.

The easiest way to build the transpositions in the right order is to associate to each player of S2 an ascending figure (here 5, 6, and 7, which are their pairing numbers, will be fine²⁴), then arrange in ascending order all numbers that can be constructed with these figures (in our case: 567, 576, 657, 675, 756, 765) [D.1]. After this, we will choose the lowest number (which corresponds to the first transposition possible) that lets us build an acceptable pairing. In our case, let's try again [C.6] with the first transposition ("576"):

| S1 | S2 |
|----|----|
| 1b | 5b |
| 2w | 7b |
| 3b | 6w |

In this candidate pairing, the pair 1-5 does not meet all of the colour preferences, while the subsequent 2-7 and 3-6 do. Since we already know that (at least) one pair shall disregard a colour preference, this pairing is valid and we accept it²⁵. Colours to be assigned to each player remain yet to be defined, but this is a work we ought to do *only after the pairing of all players is complete*.

Now, let's move to the next score bracket. This is the one that contains the players who have scored 0.5 points, namely [4w, 11b]. We know that player

²³ The logic behind this choice is that in this way we are going to disturb as little as possible the pairings of the strongest players, which is the natural priority of the Dutch system.

²⁴ Of course we could also choose 1, 2, 3, or any other set of three digits (or, why not, letters of the alphabet), as long as the chosen set is in strict ascending order.

²⁵ It is worth noting that, since we choose the first useful transposition, it is very likely that pairs in which we find disregarded colour preferences are formed at the top of the score bracket. Note that this is exactly the opposite of

#4 already played with #11 in the first round. Thus, it has no compatible opponent in the score bracket, and we have no other option but to move player #4 down to the next score bracket right from the beginning [C.1]. Now, player #11 is all alone in the score bracket, and therefore can't help but move down to the next score bracket.

Those players, called “*downfloaters*”²⁶, are going to play against opponents with lower scores - which is, according to different points of view, both an advantage (a presumably easier game) and a disadvantage (a possibly lower tie-break score); likewise, their opponents, who are called “*upfloaters*” [A.4], will play against higher ranked opponents, and also in this case there are pros and cons.

In order to avoid making players float too often, we note those events on the players' cards, or on the tournament board, respectively with a downward arrow “↓” (often replaced for convenience by a lowercase “v”) for downfloaters, or with an upward arrow “↑” (often replaced by a “^”) for upfloaters. The pairing system protects players from repetitions of a same kind of floating, forbidding such repetitions for the next round [B.5] and for the following one [B.6] (by the way, these two are the weakest pairing criteria in the Dutch system, being the first we try to switch off whenever we cannot get a perfect pairing).

Having exhausted (so to speak...) the half point score bracket, let's finally go to the last and lowest score bracket, namely the one with zero points. This is a heterogeneous score bracket, since it contains not only players with no points, but also the two 0.5 points downfloaters from the previous score bracket. For clarity, we keep downfloaters separated from other players: [4w

what happens with the Lim system.

²⁶ Please note that in the Lim system rules the term “*upfloater*” is used (with a completely different meaning) to indicate a player who floats to an higher score bracket during the bottom-up stage of the pairing (from the bottom

11b] [9b 8w 10w 14w 13b] (we want to remember that player #12 is absent, and therefore receives a zero points forfeit, with no opponent and no colour, which is not a downfloat). There are no more incompatibilities, apart from the already known 4-11, and we have $P1 = P0 = 3$, $M1 = M0 = 2$, $X1 = 0$, $Z1 = 0$ [C.2]. Since the score bracket is a heterogeneous one, we shall put $P = M1 = 2$ and $X = X1 = 0$ [C.3.a]. In S1 we put only the two floaters²⁷, and we have to form $P = 2$ pairs [A.6]. The initial pairing scheme is:

| S1 | S2 |
|-----|-----|
| 4w | 8w |
| 11b | 9b |
| | 10w |
| | 13b |
| | 14w |

The first pairing attempt is 4-8, 11-9, but it is at once evident that both of these pairs are unsatisfactory from the point of view of colour matching - and since now $X = 0$, we should satisfy all colour preferences. We should therefore apply the first transposition of S2 [D.1] that swaps the first player with one having a colour preference for black and, at the same time, brings to the second position a player whose colour preference is for white [C.7]. A computer, which is not intelligent at all, would try all transpositions, one by one, until it gets to the right one - but we, who have intelligence but no time to waste, shall reason the thing out for a moment and see right away that the smallest number that changes the first and second digit in 12345 is 21345, and this corresponds to the correct transposition²⁸.

score bracket towards the median one) - there will be no special treatment for any player paired with a floater.

²⁷ *When, however, in a heterogeneous score bracket the floaters are half, or more than half, of the total number of players in the bracket, this arrangement is no longer reasonable because S1 would be equal to or even greater than S2. In this case, the group should be treated as if it were homogeneous [A.3].*

²⁸ *Another way, less rigorous but simpler, to see the procedure is as follows: we take the first player of S1, then we scroll S2 until we find a player with a compatible colour preference (keeping in mind the current value of X and decrementing it when appropriate), pairing the former with the latter; then we repeat this procedure with the second element of S1, the third, and so on, until all of S1 is used up.*

| S1 | S2 |
|-----|-----|
| 4w | 9b |
| 11b | 8w |
| | 10w |
| | 13b |
| | 14w |

Thus we obtain the unordered pairs 4-9 and 11-8 [C.6] - we will decide later how to assign colours. Up to this point we paired only floaters - now we have to pair the remaining part of S2. This is a *homogeneous remainder bracket*. With this remainder bracket: [10w 13b 14w], after taking note of the value of P and of the current transposition, we calculate the new $P = P1 - M1 = 3 - 2 = 1$ - then we start to build the new subgroups S1 and S2 [C.4]. The pairing scheme is now:

| S1 | S2 |
|-----|-----|
| 10w | 13b |
| | 14w |

We can see at once that the perfect pairing is 10-13; player #14 ends up unpaired and, as directed by the Rules, receives a bye: 1 point, no opponent, no colour [A.5]. As a bye is considered to be a downfloat [B.1.b], as such it should be noted on the player's card.

To complete the preparation of the round, we now assign colours and rearrange chessboards. The unordered pairs we built are: 1b-5b, 7b-2w, 3b-6w, 4w-9b, 11b-8w, 10w-13b; #12 is absent, while bye goes to #14. We need to examine those pairs one by one, accordingly to colour allocation criteria (see part E of the Rules), which are very logical and reasonable:

- If possible, we satisfy both players [E.1];
- If we can't satisfy both players, we satisfy the strongest colour preference: first are absolute preferences, then strong ones, mild ones come last [E.2];

- All above being equal, we alternate colours with respect to the last time they played with different colours [E.3]. It may happen that in the sequence of colours (or “colour history”) there are “holes”, of course in correspondence with unplayed games (due to a bye or forfeit). In this case, we simply skip those “holes”, moving them to the beginning of the sequence - which basically means that we look at the colour of the previous played game.
- All above being still equal, we satisfy the colour preference of the higher ranked player - thus, the player with higher score or, if scores are tied, the one who comes first in the initial ranking list [E.4].

The last item is just the one that applies in assigning colours to the pair 1-5: the players in this pair have the same colour preference and identical colour histories. We shall therefore assign black to player #1, who “prefers” it and is presumably the stronger of the two. In all other pairs we can satisfy both players - and so we shall do.

Having thus finished the preparations for the second round, we check the order of chessboards and publish the pairing (indeed, to cut it short we post the results too):

| | | |
|----------|----------------------------|------------|
| 1 | 5 (1.0) - 1 (1.0) | 1-0 |
| 2 | 2 (1.0) - 7 (1.0) | 1-0 |
| 3 | 6 (1.0) - 3 (1.0) | ½-½ |
| 4 | 4 (0.5) - 9 (0.0) | 1-0 |
| 5 | 8 (0.0) - 11 (0.5) | 0-1 |
| 6 | 10 (0.0) - 13 (0.0) | 1-0 |
| 7 | 14 (0.0): +BYE | 1F |

5 THIRD ROUND (EXCHANGES)

We have now got to the third round, and the tournament board is as follows, and we want to keep in mind that the due colour should be assigned to player #5 right from the beginning, because of the player's absolute colour preference. Now we already had a little practice, so we can go a bit faster - but without neglecting any of the necessary checks and cautions!

| Player | PN | 1 | | 2 | | 3 | | 4 | | 5 | |
|----------|----|------|------|-------|------|----------|------|------|------|------|------|
| | | Pair | Pnts | Pair | Pnts | Pair | Pnts | Pair | Pair | Pnts | Pair |
| Alice | 1 | 8W+ | 1.0 | 5B- | 1.0 | w | | | | | |
| Bruno | 2 | 9B+ | 1.0 | 7W+ | 2.0 | b | | | | | |
| Carla | 3 | 10W+ | 1.0 | 6B= | 1.5 | w | | | | | |
| David | 4 | 11B= | 0.5 | 9W↓+ | 1.5 | b | | | | | |
| Eloise | 5 | 12W+ | 1.0 | 1W+ | 2.0 | B | | | | | |
| Finn | 6 | 13B+ | 1.0 | 3W= | 1.5 | b | | | | | |
| Giorgia | 7 | 14W+ | 1.0 | 2B- | 1.0 | w | | | | | |
| Kevin | 8 | 1B- | 0.0 | 11W↑- | 0.0 | b | | | | | |
| Louise | 9 | 2W- | 0.0 | 4B↑- | 0.0 | w | | | | | |
| Mark | 10 | 3B- | 0.0 | 13W+ | 1.0 | b | | | | | |
| Nancy | 11 | 4W= | 0.5 | 8B↓+ | 1.5 | w | | | | | |
| Oskar | 12 | 5B- | 0.0 | -BYE | 0.0 | (W) | | | | | |
| Patricia | 13 | 6W- | 0.0 | 10B- | 0.0 | w | | | | | |
| Robert | 14 | 7B- | 0.0 | +BYE↓ | 1.0 | (W) | | | | | |

The first score bracket, whose players scored 2 points, is [2b, 5B] ([C.2]: $P_1=P_0=1$, $M_1=M_0=0$, $X_1=1$, Z_1 n/a; [C.3]: $X = 1$, $P = 1$)²⁹. We want to remember that we are pairing an odd numbered round - hence, except for players who skipped some games, all colour preferences will be mild, or absolute. We are requested to form just one pair, and the two players have not played each other, so they can be paired. We should satisfy the stronger colour preference, so the pairing is 2-5.

²⁹ From now on, we will make explicit reference to the parameters computed in [C.2] and [C.3] only when necessary, although the values to which we set X and P always originate from the execution of those two steps.

The next score bracket, with 1.5 points, is [3w, 4b↓, 6b, 11w↓] ($X = 0$, $P = 2$). Players 3, 6 and 4, 11 already played each other, and players 4 and 11 just had a downfloat; the first candidate pairing [C.6] is:

| S1 | S2 |
|-----|------|
| 3w | 6b |
| 4b↓ | 11w↓ |

We are not very lucky and both pairs are forbidden (the players already played each other [B.1]). Therefore, we move on to the first transposition (which, in this case, is also the only one) [C. 7]:

| S1 | S2 |
|-----|------|
| 3w | 11w↓ |
| 4b↓ | 6b |

Still we are not lucky: this candidate pairing contains two pairs that disregard colour preferences - therefore, since $X = 0$, we shall reject it [B.4]. Since this was the last possible transposition, we must conclude that step [C.7] cannot help us - so we move on to the next attempt, which is an exchange (swap) of players between S1 and S2 [C.8].

We shall take a player from S2 and swap it with a player from S1, in an attempt to obtain an acceptable pairing. If the exchange of one player is not enough, we can swap two, three and so on - until we find a solution. All exchanges must always comply with the general philosophy of the Dutch system - which is to try, as much as possible, to pair each player from S1 with the *homologous* player from S2. Therefore we will try to exchange a player of S1 with the nearest possible player from S2: the rule that derives from this principle is to *maintain as small as possible a difference between the numbers of exchanged players* - or, to say it in another way (but with the same meaning!), *we swap the lowest possible player from S1 with to the highest possible player from S2*. In case of equal differences, we should always choose

an exchange that involves the lowest player of S1 [D.2]. After the exchange, the subgroups S1 and S2 must be put in order [C.5] in the usual way [A.2] (which we only seldom need to do, because they usually are already in the right order).

In our score bracket, the first exchange we should try is between players 4 and 6. This gives us the new candidate pairing [C.6]:

| S1 | S2 |
|-----------|-----------|
| 3w | 4b↓ |
| 6b | 11w↓ |

At last, this is a valid pairing and we can form the pairs 3-4, 11-6.

Now we can move on to the 1 point score bracket: [1w, 7w, 10b, 14(W)↓] (**X = 1, P = 2**). Here, players 7 and 14 already played with each other. Moreover, although we are pairing an odd numbered round, one of the players has a strong colour preference and, as we may remember, this is a *semi-absolute* preference (W) - which should be treated as if it were absolute, unless this forces us to create more floaters than necessary [A.7.d]. The first pairing candidate [C.6] is:

| S1 | S2 |
|-----------|-----------|
| 1w | 10b |
| 7w | 14(W)↓ |

and of course it is not acceptable [B.1.a]. Let's then proceed to the first (and, once again, only) transposition [C.7]:

| S1 | S2 |
|-----------|-----------|
| 1w | 14(W)↓ |
| 7w | 10b |

Since $X = 1$, this is an acceptable pairing and we form the pairs 14-1 ([E.2]: the colour preference of player 14 is stronger than that of player 1) and 7-10 ([E.1]).

No players have a half point score; the next score bracket to be paired is the lowest one, with zero points. It is comprised of [8b↑, 9w↑, 12(W), 13w] ($X = 1, P = 2$). Player 12, who was absent in the previous round and therefore lost by forfeit, has now a strong colour preference (which we should, if only possible, treat as absolute) - but, unlike player #14, it does not have a downfloat [B.1.b]. Then we have the following candidate pairing:

| S1 | S2 |
|-----------|-----------|
| 8b↑ | 12(W) |
| 9w↑ | 13w |

Strangely enough, we were lucky at the first shot ... Let's thank our good fate and accept the proposed pairs; as to the colours, the first pair is 12-8, in agreement with both preferences [E.1], while for the second, in which players have not only identical preferences but also the same colours histories, we satisfy the preference of the higher ranked player [E.4], thus obtaining 9-13.

We're done! After checking everything as usual, and particularly the order of chessboards, we may publish the pairing and let the round begin.

| | | |
|----------|---------------------------|--------------|
| 1 | 2 (2.0) - 5 (2.0) | ½-½ |
| 2 | 3 (1.5) - 4 (1.5) | ½-½ |
| 3 | 11 (1.5) - 6 (1.5) | 0F-1F |
| 4 | 14 (1.0) - 1 (1.0) | 0-1 |
| 5 | 7 (1.0) - 10 (1.0) | 1-0 |
| 6 | 12 (0.0) - 8 (0.0) | ½-½ |
| 7 | 9 (0.0) - 13 (0.0) | 1-0 |

Twist! Player #11 does not show in time to play, so forfeiting the game: we need to fix the pairing cards (if used) and/or the tournament board to reflect this mishap, especially in the light of the fact that the pairing between 6 and

11, not having actually been realized, may be repeated in a future round. Moreover, player #6, who won by forfeit, gets a downfloat - while player #11, who forfeited the game, doesn't.

6 FOURTH ROUND (RELAXING PAIRING CRITERIA)

After the third round, our tournament board is as follows. For our convenience, from now on we'll report also the colour preferences and the (possible) last two floats for each player. The hyphen "-" indicates that the player did not float in the last round, but it did in the previous round. By the way, at this point a piece of advice is in order: as we proceed in the tournament, we collect more and more data, and it becomes very likely to overlook something... we should therefore always pay extreme attention while posting data on the board, and inspect everything two, three or even more times: as strange as it may seem, making mistakes is really easy!).

| Player | PN | 1 | | 2 | | 3 | | 4 | | 5 | |
|----------|----|------|------|-------|------|------|------|-----------|------|------|------|
| | | Pair | Pnts | Pair | Pnts | Pair | Pnts | Pair | Pair | Pnts | Pair |
| Alice | 1 | 8W+ | 1.0 | 5B- | 1.0 | 14B+ | 2.0 | W | | | |
| Bruno | 2 | 9B+ | 1.0 | 7W+ | 2.0 | 5W= | 2.5 | B | | | |
| Carla | 3 | 10W+ | 1.0 | 6B= | 1.5 | 4W= | 2.0 | b | | | |
| David | 4 | 11B= | 0.5 | 9W↓+ | 1.5 | 3B= | 2.0 | w-↓ | | | |
| Eloise | 5 | 12W+ | 1.0 | 1W+ | 2.0 | 2B= | 2.5 | b | | | |
| Finn | 6 | 13B+ | 1.0 | 3W= | 1.5 | +BYE | 2.5 | (b)↓ | | | |
| Giorgia | 7 | 14W+ | 1.0 | 2B- | 1.0 | 10W+ | 2.0 | b | | | |
| Kevin | 8 | 1B- | 0.0 | 11W↑- | 0.0 | 12B= | 0.5 | w-↑ | | | |
| Louise | 9 | 2W- | 0.0 | 4B↑- | 0.0 | 13W+ | 1.0 | b-↑ | | | |
| Mark | 10 | 3B- | 0.0 | 13W+ | 1.0 | 7B- | 1.0 | w | | | |
| Nancy | 11 | 4W= | 0.5 | 8B↓+ | 1.5 | -BYE | 1.5 | (w)- ↓ | | | |
| Oskar | 12 | 5B- | 0.0 | -BYE | 0.0 | 8W= | 0.5 | (b) | | | |
| Patricia | 13 | 6W- | 0.0 | 10B- | 0.0 | 9B- | 0.0 | W | | | |
| Robert | 14 | 7B- | 0.0 | +BYE↓ | 1.0 | 1W- | 1.0 | (b)- ↓ | | | |

As usual, we start from the first score bracket, which is: [2B, 5b, 6(b)↓] ([C.2] $P_1=P_0=1$, $M_1=M_0=0$, $X_1=1$, $Z_1=0$; [C.3] $X = 1$, $P = 1$, $Z = 0$). Here, players #2 and #5 already played with each other [B.1.a] and the first candidate pairing [C.6] is therefore not valid. We should go to the first transposition [C.7], which yields the pair 6-2 - while player #5 shall float to the next score bracket (with 2 points):

[5b][1W, 3b, 4w-↓, 7b] ($X = 0$, $P = 1$), which gives:

| S1 | S2 |
|----|------|
| 5b | 1W |
| | 3b |
| | 4w-↓ |
| | 7b |

From this, since we already had the pair 5-1 in the second round, we get the pair 4-5 and start from [C.4] with the remainder homogeneous group [1W, 3b, 7b]. This in turn provides us with the pair 1-3, with player #7 floating to the next score bracket:

[7b] [11 (w) - ↓] ($X = 0$, $P = 1$).

Here we have a player who, due to a bye (but the actual reason is irrelevant), played an even number of games - thus its colour preference is (mild, and therefore) variable [A.7.e]. In principle, we could change its colour preference to the colour which tends to equalize the number of preferences for white and black in the score bracket - but, as now X is already zero of its own, by changing the preference of the player we would increase X rather than decrease it. Thus, we can't change this colour preference, although variable, as doing so would not make any sense.

Since players #7 and #11 did not play with each other, we can make the pairing at once: 11-7. The next score bracket is: [9b-↑, 10w, 14(b)-↓] ($X = 0$, $P = 1$), which gives us:

| S1 | S2 |
|------|----------------|
| 9b-↑ | 10w 14(b)-↓ |

Here, all players are compatible and therefore can play with each other, but we have a small problem: the “natural” pairing would leave #14 unpaired - but this player had a downfloat in the second round and therefore should not get one more now [B.6]; let’s then try a transposition [C.7]:

| S1 | S2 |
|------|----------------|
| 9b-↑ | 14(b)-↓ 10w |

Here the problem is that the players’ colour preferences are not matched well enough [B.4]. A not too careful analysis might seem to indicate that, being this an even numbered round, we might change the mild colour preference of player #14 [A.7.e] from white to black - but actually *this change is not allowed*, as it doesn’t reduce the number of disregarded strong preferences, which is already zero of its own! Thus, even with a transposition we can’t come to a valid conclusion, and we have to try one exchange [C.8]:

| S1 | S2 |
|-----|-----------------|
| 10w | 9b-↑ 14(b)-↓ |

The pair 10-9 [C.6] is not acceptable³⁰, because once again it leaves unpaired player #14, who cannot float. Thus, once again we go on to a transposition [C.7], which yields:

| S1 | S2 |
|-----|-----------------|
| 10w | 14(b)-↓ 9b-↑ |

³⁰ We should note that in pairing exchanged players between themselves, we always find a pair we already tried before - hence, we cannot reach better results than those we previously discarded.

At last, we get the valid pair 10-14, while player #9 floats to the next score bracket, which is the half point one: [9b-↑][8w-↑ 12(b)] ($X = 0, P = 1$), where #8 and #12 are incompatible because of [B.1.a].

| | |
|-----------|---------------|
| S1 | S2 |
| 9b-↑ | 8w-↑ 12(b) |

Once again, #9 and #8 cannot play with each other, because #8 upfloated during the second round [B.6]. Transpositions [C.7] cannot help us because X is zero and both 9, 12 have preference for black [B.4].

Since the score bracket is heterogeneous, we can't use exchanges [C.8] - nor indeed [C.9] applies, since this is not a remainder score bracket. We should move on to the next step, which is [C.10.a], where we disable the pairing criterion [B.6] for upfloaters (to be precise, at first we disable it for *just one* upfloater) - hence, we go back to [C.4] and start again with transpositions.

We should then resume the processing of this score bracket right from the beginning - but now we ignore criterion [B.6], which forbade the repetition of any upfloats received in the second round.

| | |
|-----------|---------------|
| S1 | S2 |
| 9b-↑ | 8w-↑ 12(b) |

Without this restriction, the pairing is immediate and will yield the pair 8-9, while player #12 remains unpaired and therefore floats to the next score bracket.

And so we come to the last and lowest score bracket, which is once again a heterogeneous one: [12 (b)] [13W] ($X = 0, P = 1$). The two players are compatible, their colour preferences agree, and we get the pair 13-12. As

usual, we check everything, rearrange (if necessary) the chessboards order, start the round - and reach the fifth and final round.

| | | |
|----------|----------------------------|------------|
| 1 | 6 (2.5) - 2 (2.5) | 0-1 |
| 2 | 4 (2.0) - 5 (2.5) | ½-½ |
| 3 | 1 (2.0) - 3 (2.0) | 1-0 |
| 4 | 11 (1.5) - 7 (2.0) | 1-0 |
| 5 | 10 (1.0) - 14 (1.0) | ½-½ |
| 6 | 8 (0.5) - 9 (1.0) | ½-½ |
| 7 | 13 (0.0) - 12 (0.5) | 1-0 |

7 FIFTH ROUND (BACKTRACKING)

After the fourth round is played out, the tournament board is as follows:

| Player | PN | 1 | | 2 | | 3 | | 4 | | 5 | |
|----------|----|------|------|-------|------|------|------|-------|------|------|------|
| | | Pair | Pnts | Pair | Pnts | Pair | Pnts | Pair | Pair | Pnts | Pair |
| Alice | 1 | 8W+ | 1.0 | 5B- | 1.0 | 14B+ | 2.0 | 3W+ | 3.0 | b | |
| Bruno | 2 | 9B+ | 1.0 | 7W+ | 2.0 | 5W= | 2.5 | 6B+ | 3.5 | w | |
| Carla | 3 | 10W+ | 1.0 | 6B= | 1.5 | 4W= | 2.0 | 1B- | 2.0 | w | |
| David | 4 | 11B= | 0.5 | 9W↓+ | 1.5 | 3B= | 2.0 | 5W↑= | 2.5 | b↑ | |
| Eloise | 5 | 12W+ | 1.0 | 1W+ | 2.0 | 2B= | 2.5 | 4B↓= | 3.0 | W↓ | |
| Finn | 6 | 13B+ | 1.0 | 3W= | 1.5 | +BYE | 2.5 | 2W- | 2.5 | B↓ | |
| Giorgia | 7 | 14W+ | 1.0 | 2B- | 1.0 | 10W+ | 2.0 | 11B↓- | 2.0 | w↓ | |
| Kevin | 8 | 1B- | 0.0 | 11W↑- | 0.0 | 12B= | 0.5 | 9W↑= | 1.0 | b↑ | |
| Louise | 9 | 2W- | 0.0 | 4B↑- | 0.0 | 13W+ | 1.0 | 8B↓= | 1.5 | w↓ | |
| Mark | 10 | 3B- | 0.0 | 13W+ | 1.0 | 7B- | 1.0 | 14W= | 1.5 | b | |
| Nancy | 11 | 4W= | 0.5 | 8B↓+ | 1.5 | -BYE | 1.5 | 7W↑+ | 2.5 | (B)↑ | |
| Oskar | 12 | 5B- | 0.0 | -BYE | 0.0 | 8W= | 0.5 | 13B↓- | 0.5 | (W)↓ | |
| Patricia | 13 | 6W- | 0.0 | 10B- | 0.0 | 9B- | 0.0 | 12W↑+ | 1.0 | b↑ | |
| Robert | 14 | 7B- | 0.0 | +BYE↓ | 1.0 | 1W- | 1.0 | 10B= | 1.5 | (W) | |

The first score bracket, with 3.5 points, is [2w] ($P = 0$) - but, with a lonely player, there is not very much to do... it can't help but downfloat to the next score bracket, which is the one with 3 points: [2w][1b, 5W↓] ($X = 0, P = 1$). Here, 1-5 and 2-5 already met each other. Thus, player #5 is incompatible and

immediately floats to the next score bracket [C.1], whilst 2-1 can be paired [C.6].

The next score bracket is heterogeneous: [5W↓] [4b↑, 6B-↓, 11(B)↑] ($X = 1$, $P = 1$). The games 4-5 and 11-4 have already been played. Therefore we can imagine that, whichever the float status of players, we will, out of necessity, get the pair 4-6 - and therefore 5-11 - but we need also to know the correct formal procedure which gives us this result.

In step [C.6], we obtain the first candidate pairing:

| S1 | S2 |
|-----|--------|
| 5W↓ | 4b↑ |
| | 6B-↓ |
| | 11(B)↑ |

Our first attempt [C.6] will be to pair 5-4 - but this pairing is forbidden as match 4-5 has already been played [B.1.a]; we go on to transpositions [C.7], and the first useful one is:

| S1 | S2 |
|-----|--------|
| 5W↓ | 6B-↓ |
| | 4b↑ |
| | 11(B)↑ |

This leaves us with the pair 5-6 and a homogeneous remainder bracket [4b↑, 11(B) ↑], with which we go back to [C.4]. To make a long story short, we can say at once that neither transpositions [C.7] nor exchanges [C.8] can bring us to pair these two players, as they are incompatible.

We shall then go to [C.9], which directs us to terminate the pairing of the homogeneous remainder bracket, go back to [C.6] and restart from there with a new transposition. The last one we tried was [5W↓] [6B-↓, 4b↑, 11(B)↑]. Full steam backwards, then - let's try to pair the floater by the next transposition, and hope for good...

| S1 | S2 |
|-----|--------|
| 5W↓ | 11(B)↑ |
| | 4b↑ |
| | 6B-↓ |

The pair 5-11 does not work, because player #11 just floated [B.5] - and this was the last possible transposition of S2 [C.7]. We must abandon [C.9] and go to [C.10.a].

The latter rule tells us to waive the protection of players who had an upfloat two rounds ago³¹ [B.6] and then return to [C.4] with the original bracket, to retry the pairing - but we already know that this is just a waste of time, since we didn't encounter any problems with this criterion, and then turning it off cannot change anything.

Hence, we end up once again to [C.10] where, as we now perform the next step [C.10.b], we waive the protection of players who had an upfloat in the previous round [B.5]. Now, with our original score bracket, we restart from [C.3.h], which reactivates [B.6]:

| S1 | S2 |
|-----|--------|
| 5W↓ | 4b↑ |
| | 6B-↓ |
| | 11(B)↑ |

Once again we refuse both the pairs 5-4, since those players already played each other [B.1], and 5-6, which doesn't allow a pairing in the remainder score bracket (we want to remember that players 4-11 too have already played against each other). Therefore we once again get to the pair 5-11 - but this time we can accept it, because criterion [B.5] for upfloater #11 now doesn't apply.

³¹ When we ignore any criterion, we shall do it in such a way as to disturb as little as possible the pairing. Thus, we do not ignore it for all players, but for just one player - and for every possible choice of the player. Then, if this is just not enough, we should try every possible choice of two players - and so on.

This leaves us with the homogeneous remainder bracket [4b↑, 6B-↓], with which we start once again from [C.4]. Players #4 and #6 are compatible, and we have no problems about colour preferences because $X = 1$. Thus we can, at last, form the pair 4-6 and move on to the next score bracket.

With 2 points, we have players [3w, 7w↓] ($X = 1, P = 1$), who didn't play with each other in previous rounds - therefore they can be paired. We should yet assign colours: the players have identical preferences and colours histories - thus we satisfy the colour preference of the highest ranked player, thus obtaining the pair 3-7.

With 1.5 points, we have [9w↓, 10b, 14(W)], which yields 9-10 and player #14 floats to the next score bracket, which is:

[14(W)][8b↑, 13b↑] ($X = 0, P = 1, M=1$) - here, all players are compatible.

Here, too, the pairing is not immediate, because both players in S2 did just float up, and then should not do it again so soon. To our aid comes the fact that the Rules define criteria [B.4] to [B.6] as "relative", meaning that they must be met to the widest possible extent *but only by means of exchanges and transpositions* - whenever enforcing them would make players float, we renounce them and so much the worse!

Now, the only way to comply with criterion [B.5] would be to make all players in the score bracket float – which of course would be an absurd! - hence, this is one of those very situations in which we simply waive this criterion. In short, the pairing must necessarily take place within this score bracket. The formal way to accomplish this result is basically the same we followed in the case of the previous score bracket: we try all transpositions, obviously without success. After that, since exchanges are not allowed, we can't help but abandon the criteria of protection for upfloaters [B.6] and [B.5] (in that

order). Now we obtain the pair 14-8, and the remaining player #13, unpaired, floats to the last and lowest score bracket:

[13b↑][12(W)↓] ($X = 0, P = 1$).

Players #13 and #12 are incompatible (they already played each other) - thus, since #13 is a downfloater, we go straight on from step [C.1] to step [C.12]: we undo the pairing of the previous score bracket, to try and find a new pairing giving a possible opponent for player #12 as downfloater, so allowing us to complete the pairing. That means we must go back to:

[14(W)][8b↑, 13b↑]

to try and change the downfloater. In fact, this is possible: we make the pair 14-13, and Mr. #8 ends up in the next score bracket... but player #12 already played with #8 too, so this is not the way to heavens doors either. There are no more possible floaters (player #14 is a downfloater and can't be moved down again) - therefore we must move on to the next step.

Since we are in the lowest score bracket, we still have a chance - our last resort - which is the fateful [C.13]: we discard the pairing of the penultimate score bracket and merge this and the last in a single heterogeneous score bracket, whose S1 shall be the last (highest) added score bracket:

{[14(W)][8b↑, 13b↑]}[12(W)↓] ($X = 0, P = 2$).

In this score bracket, players coming from the upper bracket are a majority ($S1 > S2$) so *we should treat it as homogeneous [A.3]*. Hence, our new score bracket is:

[14(W), 8b↑, 13b↑, 12(W)↓] ($X = 0, P = 2$).

With this new score bracket, we will have to repeat all the usual attempts. We start from:

| S1 | S2 |
|--------------|----------------|
| 14(W) 8b↑ | 13b↑ 12(W)↓ |

Players 8-12 are incompatible, because they already played each other [B.1], so we will move on to the first transposition [C.7]:

| S1 | S2 |
|--------------|----------------|
| 14(W) 8b↑ | 12(W)↓ 13b↑ |

This doesn't work either, because of the too many disregarded colour preferences. We want to try an exchange [C.8]:

| S1 | S2 |
|---------------|---------------|
| 14(W) 13b↑ | 8b↑ 12(W)↓ |

and start again. Once again we can't accomplish a pairing, because players 13-12 are incompatible, so we try the transposition [C.7]:

| S1 | S2 |
|---------------|---------------|
| 14(W) 13b↑ | 12(W)↓ 8b↑ |

Unfortunately, we already tried this, and it does not work. Since moving player #14 would only repeat already discarded pairings without producing any new ones, there are no more possible exchanges or transpositions.

To summarize: the only compatible pairing we found is 14-12, 13-8, which apparently violates the criterion for colour optimization [B.4] - less obvious is the fact that it also violates the principle of minimization of differences in score [B.3], as well as the indication to treat strong preferences in odd numbered rounds as if they were absolute [A.7.d] - and therefore we ought to drop it.

We get then to [C.10], in which we lower pairing requirements; in the present case, we shall get as far as applying [C.10.f] to let us ignore [A.7.d] - but even this isn't enough! We have also to apply (twice!) [C.10.e], to override [B.4], thus accepting the colours mismatch. At last, the pairing becomes legal, and we can accept it.

This pairing might seem a bit odd, but we ought to remember that, to fulfil any relative criteria, we can perform transpositions and exchanges, but we do not make any player(s) float. So, we pair player #14 with #12³² and, consequently, #8 with #13.

The last thing to do is colours allocation. Both players have identical (strong) colour preferences (that, by the way, while pairing an odd numbered round, ought to be treated as absolute). Let's look at the colours histories of the players: 14:B-WB; 12:B-WB, which are yet again identical. We can't help but satisfy the colour preference of the higher ranked player [E.4], which is of course #14 who has a higher score - thus, we obtain 14-12. Let's see what shall be of players #8 and #13: both have mild colour preferences, but now the colours histories are different: 8:BW BW; 13:WBBW - thus, we should alternate colours with respect to the last round in which they played with different colours [E.3], obtaining 13-8. As usual, we double-check everything - then... Ladies and gentlemen, please start clocks for the final round!

³² It is worth noting that everything seems to be as if in step [C.12] player #14 had floated a second time, ending up in the same score bracket of player #12. This interpretation, however attractive in its seeming simplicity, is not correct and can only be confusing.

The tournament

| | | |
|----------|----------------------------|------------|
| 1 | 2 (3.5) - 1 (3.0) | 0-1 |
| 2 | 5 (3.0) - 11 (2.5) | 1-0 |
| 3 | 4 (2.5) - 6 (2.5) | ½-½ |
| 4 | 3 (2.0) - 7 (2.0) | 1-0 |
| 5 | 9 (1.5) - 10 (1.5) | ½-½ |
| 6 | 14 (1.5) - 12 (0.5) | 1-0 |
| 7 | 13 (1.0) - 8 (1.0) | ½-½ |

8 FINAL STEPS

Now the tournament is over. The final operations, with regard to pairing, consist of the harvesting of results and final compilation of the tournament board³³:

| Player | PN | 1 | | 2 | | 3 | | 4 | | 5 | |
|----------|----|------|------|-------|------|-------|------|-------|------|-------|------|
| | | Pair | Pnts | Pair | Pnts | Pair | Pnts | Pair | Pair | Pnts | Pair |
| Alice | 1 | 8W+ | 1.0 | 5B- | 1.0 | 14B+ | 2.0 | 3W+ | 3.0 | 2B↑+ | 4.0 |
| Bruno | 2 | 9B+ | 1.0 | 7W+ | 2.0 | 5W= | 2.5 | 6B+ | 3.5 | 1W↓- | 3.5 |
| Carla | 3 | 10W+ | 1.0 | 6B= | 1.5 | 4W= | 2.0 | 1B- | 2.0 | 7W+ | 3.0 |
| David | 4 | 11B= | 0.5 | 9W↓+ | 1.5 | 3B= | 2.0 | 5W↑= | 2.5 | 6W= | 3.0 |
| Eloise | 5 | 12W+ | 1.0 | 1W+ | 2.0 | 2B*=- | 2.5 | 4B↓= | 3.0 | 11W↓+ | 4.0 |
| Finn | 6 | 13B+ | 1.0 | 3W= | 1.5 | +BYE | 2.5 | 2W- | 2.5 | 4B= | 3.0 |
| Giorgia | 7 | 14W+ | 1.0 | 2B- | 1.0 | 10W+ | 2.0 | 11B↓- | 2.0 | 3B- | 2.0 |
| Kevin | 8 | 1B- | 0.0 | 11W↑- | 0.0 | 12B= | 0.5 | 9W↑= | 1.0 | 13B= | 1.5 |
| Louise | 9 | 2W- | 0.0 | 4B↑- | 0.0 | 13W+ | 1.0 | 8B↓= | 1.5 | 10W= | 2.0 |
| Mark | 10 | 3B- | 0.0 | 13W+ | 1.0 | 7B- | 1.0 | 14W= | 1.5 | 9B= | 2.0 |
| Nancy | 11 | 4W= | 0.5 | 8B↓+ | 1.5 | -BYE | 1.5 | 7W↑+ | 2.5 | 5B↑- | 2.5 |
| Oskar | 12 | 5B- | 0.0 | -BYE | 0.0 | 8W= | 0.5 | 13B↓- | 0.5 | 14B- | 0.5 |
| Patricia | 13 | 6W- | 0.0 | 10B- | 0.0 | 9B- | 0.0 | 12W↑+ | 1.0 | 8W= | 1.5 |
| Robert | 14 | 7B- | 0.0 | +BYE↓ | 1.0 | 1W- | 1.0 | 10B= | 1.5 | 12W+ | 2.5 |

That's all!

³³ In past times, the rules of the Dutch system also explicitly provided detailed instructions (now repealed) for the preparation of final standings. By way of historical documentation (we might need to look at some old tournament), we cite from the old rules the article that contained these instructions: "In order to make the final standings the following criteria apply (in descending priority): (a) the highest number of points scored; should this be equal for several participants prize money should be shared; (b) where it concerns the first place: the best result in games played against each other; (c) the highest average rating of the opponents; (d) the drawing of lots."

TIE-BREAK SYSTEMS

In case two or more players finish a tournament with equal points an organizer may
- either declare all these players to be tied at the same rank and to share their prizes equally

- or to use one of the following tie-break systems to establish the final ranking.

If there are prizes which cannot be divided in some parts, or if the final ranking decides any qualification, then it is necessary to break the tie.

All Tie-break systems need “played games” to give a fair ranking between the players finishing with equal points. If there are unplayed games they have a result of “+”, “-“ or “=”, and mainly no opponent and no colour. Therefore the first decision is how to handle these unplayed games.

0. Handling of unplayed games for tie-break calculation

0.1 Tie-break points for the opponents of a player

If a player achieved a point coming from a bye or if he had a score “+” or “-“, then all these scores will be counted to be $\frac{1}{2}$ point for calculation of tie-break points for his opponents.

0.2 For the calculation of Buchholz score or Sonneborn - Berger score in Swiss tournaments the recommendation of FIDE Tournament Rules since 2009 is to use a virtual opponent. The tie-break points from this virtual opponent are calculated as follows:

- at the start of the round this virtual opponent has the same number of points as the real player,
- then the result of the round is added,
- finally the virtual opponent is added half a point for each subsequent round.

Examples to explain the system - we are in round 5 of a 11 round tournament

| | player "A" | virtual opponent |
|-------------------------|------------|------------------|
| (a) in case of a bye | | |
| points before the round | 2 | 2 |
| result of the round | 1 | 0 |
| points after the round | 3 | 2 |

| | | |
|-------------------------------------|---|---|
| points for the subsequent rounds | ? | 3 |
| points at the end of the tournament | ? | 5 |

| | player "A" | virtual opponent |
|-------------------------------------|------------|------------------|
| (b) in case of a "+ / - " | | |
| points before the round | 2 | 2 |
| result of the round | 1 | 0 |
| points after the round | 3 | 2 |
| points for the subsequent rounds | ? | 3 |
| points at the end of the tournament | ? | 5 |

| | player "A" | virtual opponent |
|-------------------------------------|------------|------------------|
| (c) in case of a "- / + " | | |
| points before the round | 2 | 2 |
| result of the round | 0 | 1 |
| points after the round | 2 | 3 |
| points for the subsequent rounds | ? | 3 |
| points at the end of the tournament | ? | 6 |

0.2.2 Other possibilities to handle unplayed games in Swiss tournaments, used by FIDE before 2009, are

a. unplayed games are counted to be a draw against the player himself.

There is one problem when using this system:

if one of the top players in the first rounds is involved he should have played a weaker opponent, but for the unplayed game he is awarded his much higher final score; and

if one of the bottom ranked players in the first rounds is involved he should have played a higher ranked opponent, but finally his Buchholz score is only equal to his own final score.

b. unplayed games are counted to be won or lost against the paired opponent.

If the tie-break system is not fixed in existing tournament regulations, it is up to the organizer to decide the system. It has to be taken in account the type of the tournament (Round Robin, Swiss System, Team Tournament, etc.) and the structure of the expected participants (youth players, rated or unrated players). Some recommendations for different types of tournaments are in chapter 6.

Whatever system used, it has to be announced by the organizer in advance (in the invitation or in the tournament regulations of the event) or by the Chief Arbiter before start of the first round.

1. Tie-break systems using the players own results

1.1 The Koya system for Round Robin tournaments

This is the number of points achieved against all opponents who finally had 50% or more of the possible points.

If the tie is still unbroken the Koya system may be extended step by step to include score groups with less than 50%, or reduced step by step to exclude players who scored 50% and then higher scores.

1.2 The number of games won

1.3 The greater number of games played with black pieces

When applying this system all unplayed games will be counted as played with White.

1.4 Direct encounter

It can be used only if all tied players have met each other and then the sum of points only from these encounters is calculated.

1.5 Sum of Progressive Scores

The score (the total points) of a player after each round are added and give the Sum of Progressive Scores. If there is still a tie the tournament score of one or more rounds will be reduced, starting from round 1, and gives then the „Sum of Progressive Scores Cut“. This tiebreak criterion is not in effect at the moment and cannot be applied.

2. Tie-break systems using teams own results

2.1 Game points in team competitions decided by match points

The tie is broken by determining the total number of game points scored by all players of the team.

2.2 Match points in team competitions decided by game points

2 points for a won match - a team has won the match if it scored more game points than the opposing team.

1 point for a drawn match - if a team has scored the same number of game points as the opposing team.

0 points for a lost match.

2.3 Combined match and game points

The sum of match points and game points may be used to break the tie.

2.4 Direct encounter

It can be used only if all tied teams have met each other and then the sum of points only from these encounters is calculated.

3. Tie-break systems using the results of opponents

Note: all these scores are determined in each case after the application of the rule concerning unplayed games.

3.1 The Buchholz system

The Buchholz Score is the sum of the score of each opponent of a player.

Median Buchholz 1 is the Buchholz Score reduced by the highest and the lowest score of the opponents

Median Buchholz 2 is the Buchholz Score reduced by the two highest and the two lowest scores of the opponents

Buchholz Cut 1 is the Buchholz Score reduced by the lowest score of the opponents

Buchholz Cut 2 is the Buchholz Score reduced by the two lowest scores of the opponents

Sum of Buchholz is the sum of all Buchholz Scores of the opponents.

When using Median Buchholz or Buchholz Cut a minimum of 7 games should be left for counting the tie-break value.

3.2 The Sonneborn-Berger system for individual tournaments

The Sonneborn-Berger score is the sum of the scores of all opponents a player has defeated

+ half of the scores of all opponents he has drawn with.

3.3 The Sonneborn-Berger system for team tournaments

The Sonneborn-Berger score for teams is the score made by each opposing team multiplied by the score made against that team.

Then add all these sums together.

Example:

Team A won 5: 3 against team B, the final result of team B was 11 match points.

The SB score for A is: $11 \times 5 = 55$.

4. Tie-break systems using ratings

When counting the Average Rating or Tournament Performance Rating the FIDE Rating floor is used for unrated opponents.

4.1 The Average Rating

This is the sum of ratings of all opponents of a player divided by the number of played games.

Unplayed games are not counted.

4.2 The Average Rating Cut

This is the Average Rating reduced by one or more ratings of the opponents, starting with the lowest rated opponent.

4.3 The Tournament Performance Rating

The Tournament Performance Rating (TPR or R_p) is calculated with the formula

$$R_p = R_a + d_p$$

R_a = average rating of the opponents (see 4.1)

d_p = rating difference from table 8.1a of FIDE Rating Regulations B.02.

Unplayed games are not counted.

Where a player has not played more than two games in a tournament, no matter for which reason, his TPR shall be considered lower than that of any player who has completed the schedule.

8.1a - The table of conversion from percentage score into rating differences d_p

| p | d_p | p | d_p | p | d_p | p | d_p | p | d_p | p | d_p |
|-----|-------|-----|-------|-----|-------|-----|-------|-----|-------|-----|-------|
| 1.0 | 800 | .83 | 273 | .66 | 117 | .49 | -7 | .32 | -133 | .15 | -296 |
| .99 | 677 | .82 | 262 | .65 | 110 | .48 | -14 | .31 | -141 | .14 | -309 |
| .98 | 589 | .81 | 251 | .64 | 102 | .47 | -21 | .30 | -149 | .13 | -322 |
| .97 | 538 | .80 | 240 | .63 | 95 | .46 | -29 | .29 | -158 | .12 | -336 |
| .96 | 501 | .79 | 230 | .62 | 87 | .45 | -36 | .28 | -166 | .11 | -351 |
| .95 | 470 | .78 | 220 | .61 | 80 | .44 | -43 | .27 | -175 | .10 | -366 |
| .94 | 444 | .77 | 211 | .60 | 72 | .43 | -50 | .26 | -184 | .09 | -383 |
| .93 | 422 | .76 | 202 | .59 | 65 | .42 | -57 | .25 | -193 | .08 | -401 |
| .92 | 401 | .75 | 193 | .58 | 57 | .41 | -65 | .24 | -202 | .07 | -422 |
| .91 | 383 | .74 | 184 | .57 | 50 | .40 | -72 | .23 | -211 | .06 | -444 |
| .90 | 366 | .73 | 175 | .56 | 43 | .39 | -80 | .22 | -220 | .05 | -470 |
| .89 | 351 | .72 | 166 | .55 | 36 | .38 | -87 | .21 | -230 | .04 | -501 |
| .88 | 336 | .71 | 158 | .54 | 29 | .37 | -95 | .20 | -240 | .03 | -538 |
| .87 | 322 | .70 | 149 | .53 | 21 | .36 | - | .19 | -251 | .02 | -589 |
| | | | | | | | 102 | | | | |
| .86 | 309 | .69 | 141 | .52 | 14 | .35 | - | .18 | -262 | .01 | -677 |
| | | | | | | | 110 | | | | |
| .85 | 296 | .68 | 133 | .51 | 7 | .34 | - | .17 | -273 | .00 | -800 |
| | | | | | | | 117 | | | | |
| .84 | 284 | .67 | 125 | .50 | 0 | .33 | - | .16 | -284 | | |
| | | | | | | | 125 | | | | |

5. Playoff

Fundamentally the fairest way to decide the final ranking of players having equal scores at the end of a tournament will be a playoff tournament. The only problem is that there is not time enough to organize tie-break matches with similar playing time as in the main tournament. Therefore tie-break matches with very short playing times, mainly rapid or blitz matches are organized, and then we have a different kind of tournament. That's one of the reasons why some players are not happy with playoff tournaments.

Playoff matches should be organized only to decide a champion, medal winners or qualifications. In all the other cases it is recommended to use one of the tie-break systems for ranking and to share money prizes equally or by applying the „Hort System“, see in chapter 7.

Guidelines for Playoff matches:

- 5.1 The pairing system and the rate of play must be determined in advance of the start of the tournament.
- 5.2 Each match shall be controlled by an arbiter.
- 5.3 Only for players involved in the final stage of playoff matches the relevant matches will decide the final ranking and the money prizes connected with these places. For all the other players the relevant playoff matches shall not influence the final ranking, and the money prizes shall be shared equally.
- 5.4 Appeals against decision of the Arbiter have to be submitted immediately after the game.
- 5.5 In each round of playoff matches an even number of games shall be played. The player having the white pieces in the odd-numbered games is decided by drawing of lots. If there is no decision after these games a final sudden death match shall be played. The winner of the drawing of lots for colours may decide to play with white or black pieces. The playing time should be 5 minutes for White and 4 minutes for Black, or a similar playing time. White has to win the game, for Black a draw is sufficient to win the match.
- 5.6 The playing schedule should be made in such a way that in the last playoff round the number of matches will be equal to the number of places to be determined. In the case the number of players is not a multiple number of this number of places, a preliminary round will be played among the players with the lowest tie-break scores in the final ranking, with the result that the number of players in round 1 is equal to the number of qualifiers multiplied by 2, 4, 8, 16 ...

Example 1:

14 players are in a score group and 3 places to decide.

The 1st round has to be played with 12 players (3 places multiplied by 4), therefore a preliminary round among the 4 players with the lowest tie-break score in the final ranking list will be played. 10 players go directly to the 1st round.

Example 2:

8 players are in a score group and 6 places to decide.

As the number of players is lower than 12 (6 places multiplied by 2) a preliminary round will be played among the 4 lowest ranked players in the final ranking list.

5.7 In each playoff round the first ranked player of the final ranking list will play versus the last ranked, the second ranked versus the last but one ranked, and so on. This schedule will be valid to the end for the winners and losers.

5.8 After each two-game playoff match there shall be a rest of at least 10 minutes.

6. Tie-break systems to be used for different types of tournaments

6.1 Round Robin tournaments for individuals

- a. direct encounter
- b. Sonneborn-Berger system
- c. greater number of wins or wins with black pieces
- d. Koya system

Remark: Don't use Buchholz systems for Round Robin tournaments

6.2 Round Robin tournaments for teams

- a. game points, if the first ranking is match points
match points, if the first ranking is game points
- b. direct encounter
- c. Sonneborn-Berger system for team tournaments

6.3 Swiss tournaments for individuals

- a. Buchholz system
- b. median Buchholz or Buchholz cut
- c. Tournament Performance Rating (TPR) or average rating of opponents
- d. greater number of wins or wins with black pieces

Remark: TPR or average rating should not be used for youth tournaments or if more than 20% of the participants don't have a consistent rating.

6.4 Swiss tournaments for teams

- a. game points, if the first ranking is match points
match points if the first ranking is game points
- b. direct encounter
- c. Buchholz system, based on the same value as the first ranking
- d. Sonneborn-Berger system for team tournaments

7. Awarding of money prizes

If two or more players finish a tournament with equal points the organizers have three possibilities to award money prizes:

- a. Money prizes will be shared equally.
- b. money prizes will be given according to the tie-break results.
- c. money prizes will be calculated by using the Hort system, which is a combination of „a“ and „b“.

In Hort system 50% of the prize money is given according the tie-break ranking. The second half of the prize money of all the players having finally the same number of points is added and shared equally.

Example:

*The prizes in the tournament are: 1. place 10.000 Euro
2. place 5.000 Euro
3. place 3.000 Euro
4. place 2.000 Euro*

Players A, B, C and D finish a tournament with 8 points each.

*The Buchholz points are: A has 58 Buchholz points
B has 57 Buchholz points
C has 56 Buchholz points
D has 54 Buchholz points.*

The money prizes for A, B, C and D - depending on the system used - will be:

| | <i>system a)</i> | <i>system b)</i> | <i>system c)</i> | |
|------------|------------------|------------------|------------------------|----------------|
| <i>A -</i> | <i>5.000 €</i> | <i>10.000 €</i> | <i>5.000 + 2.500 =</i> | <i>7.500 €</i> |
| <i>B -</i> | <i>5.000 €</i> | <i>5.000 €</i> | <i>2.500 + 2.500 =</i> | <i>5.000 €</i> |
| <i>C -</i> | <i>5.000 €</i> | <i>3.000 €</i> | <i>1.500 + 2.500 =</i> | <i>4.000 €</i> |
| <i>D -</i> | <i>5.000 €</i> | <i>2.000 €</i> | <i>1.000 + 2.500 =</i> | <i>3.500 €</i> |

Organizers have to decide in advance and to inform the players before start of the tournament which system will be used for calculation of money prizes.

Additionally in systems a) and c) the organizers have to decide and to inform the participants how many players will have the right to be awarded with money prizes in case of equal points after the last round.

*If it is announced to give 10 money prizes and the final ranking is:
 players ranked 1 to 4 have 8 points
 players ranked 5 to 9 have 7.5 points
 players ranked 10 to 20 have 7 points.
 In such a case it is not wise to share the money for rank 10 between 11 players.
 To avoid such a problem it should be announced in advance that money prizes are equally shared or given by Hort system to the players ranked on place 1 to 10.*

Comparison of several tie-break criteria in an artificial round robin tournament:

| name | rtg | 1 | 2 | 3 | 4 | 5 | 6 | 7 | 8 | 9 | 10 | 11 | 12 | points | SB | Koya | Rp |
|-----------|------|---|---|---|---|---|---|---|---|---|----|----|----|--------|-------|------|------|
| Alexander | 2269 | * | 1 | 1 | ½ | 0 | 1 | 1 | ½ | 1 | ½ | ½ | 1 | 8 | 42,00 | 3½ | 2414 |
| Joseph | 2171 | 0 | * | ½ | 1 | 1 | 0 | ½ | 1 | 1 | 1 | 1 | 0 | 7 | 36,75 | 2½ | 2350 |
| Robert | 2276 | 0 | ½ | * | ½ | 0 | 1 | 0 | 1 | 1 | 1 | ½ | 1 | 6½ | 31,75 | 2 | 2304 |
| Walter | 2290 | ½ | 0 | ½ | * | 1 | 1 | ½ | ½ | ½ | ½ | ½ | ½ | 6 | 32,50 | 3 | 2273 |
| Peter | 2273 | 1 | 0 | 1 | 0 | * | ½ | ½ | 0 | 1 | ½ | ½ | 1 | 6 | 32,00 | 2½ | 2275 |
| Olaf | 2299 | 0 | 1 | 0 | 0 | ½ | * | 1 | 1 | 0 | 1 | 1 | ½ | 6 | 30,25 | 1½ | 2273 |
| Mark | 2281 | 0 | ½ | 1 | ½ | ½ | 0 | * | ½ | ½ | 0 | ½ | 1 | 5 | 25,75 | 2½ | 2202 |
| Ivan | 2333 | ½ | 0 | 0 | ½ | 1 | 0 | ½ | * | ½ | 0 | 1 | 1 | 5 | 25,00 | 2 | 2198 |
| Sandor | 2233 | 0 | 0 | 0 | ½ | 0 | 1 | ½ | ½ | * | ½ | 1 | 1 | 5 | 23,25 | 1½ | 2207 |
| Martin | 2227 | ½ | 0 | 0 | ½ | ½ | 0 | 1 | 1 | ½ | * | 0 | ½ | 4½ | 23,75 | 1½ | 2178 |
| Frederik | 2340 | ½ | 0 | ½ | ½ | ½ | 0 | ½ | 0 | 0 | 1 | * | 1 | 4½ | 22,75 | 2 | 2168 |
| Valery | 1910 | 0 | 1 | 0 | ½ | 0 | ½ | 0 | 0 | 0 | ½ | 0 | * | 2½ | 15,25 | 2 | 2061 |

Comparison of several tie-break criteria in a swiss tournament

using the final results of the European Individual Championship 2011 in Aix-les-Bains, France:

| Rk | ti | name | rtg | fed | pt | Rp-2 | Rp | BH | m BH | SB |
|----|----|------------------------------|------|-----|----|------|------|-----|---------|-------|
| 1 | GM | Potkin Vladimir | 2653 | RUS | 8½ | 2849 | 2822 | 78 | 63½ | 59,25 |
| 2 | GM | Wojtaszek Radoslaw | 2711 | POL | 8½ | 2826 | 2812 | 77 | 63 | 58,50 |
| 3 | GM | Polgar Judit | 2686 | HUN | 8½ | 2799 | 2781 | 77 | 63½ | 58,25 |
| 4 | GM | Moiseenko Alexander | 2673 | UKR | 8½ | 2755 | 2790 | 74½ | 62 | 56,50 |
| 5 | GM | Vallejo Pons Francisco | 2707 | ESP | 8 | 2819 | 2764 | 80 | 66½ | 57,75 |
| 6 | GM | Ragger Markus | 2614 | AUT | 8 | 2783 | 2768 | 76 | 62½ | 54,25 |
| 7 | GM | Feller Sebastien | 2657 | FRA | 8 | 2766 | 2763 | 70½ | 58½ | 49,00 |
| 8 | GM | Svidler Peter | 2730 | RUS | 8 | 2751 | 2757 | 76½ | 62½ | 54,75 |
| 9 | GM | Mamedov Rauf | 2667 | AZE | 8 | 2751 | 2754 | 74 | 61 | 52,25 |
| 10 | GM | Vitiugov Nikita | 2720 | RUS | 8 | 2741 | 2744 | 76½ | 63 | 54,50 |
| 11 | GM | Zhigalko Sergei | 2680 | BLR | 8 | 2732 | 2731 | 72 | 59½ | 50,00 |
| 12 | GM | Jakovenko Dmitry | 2718 | RUS | 8 | 2719 | 2704 | 72½ | 60 | 53,00 |
| 13 | GM | Korobov Anton | 2647 | UKR | 8 | 2697 | 2740 | 75 | 61½ | 53,50 |
| 14 | GM | Inarkiev Ernesto | 2674 | RUS | 8 | 2695 | 2735 | 72½ | 60 | 51,50 |
| 15 | GM | Postny Evgeny | 2585 | ISR | 8 | 2633 | 2676 | 64 | 52 | 44,75 |
| 16 | GM | Azarov Sergei | 2615 | BLR | 7½ | 2776 | 2723 | 75 | 62½ | 47,50 |
| 17 | GM | Khairullin Ildar | 2634 | RUS | 7½ | 2771 | 2720 | 74½ | 61½ | 49,00 |
| 18 | GM | Kobalia Mikhail | 2672 | RUS | 7½ | 2754 | 2716 | 70½ | 57 | 45,50 |
| 19 | GM | Zherebukh Yaroslav | 2560 | UKR | 7½ | 2739 | 2712 | 71½ | 59 | 45,50 |
| 20 | GM | Guliyev Namig | 2522 | AZE | 7½ | 2739 | 2652 | 71 | 59½ | 45,50 |
| 21 | GM | Riazantsev Alexander | 2679 | RUS | 7½ | 2728 | 2687 | 72½ | 60 | 48,75 |
| 22 | GM | Iordachescu Viorel | 2626 | MDA | 7½ | 2725 | 2716 | 76 | 62 | 50,25 |
| 23 | GM | Lupulescu Constantin | 2626 | ROU | 7½ | 2722 | 2677 | 71 | 58 | 46,00 |
| 24 | GM | Mcshane Luke J | 2683 | ENG | 7½ | 2718 | 2684 | 72½ | 59 | 47,00 |
| 25 | GM | Fridman Daniel | 2661 | GER | 7½ | 2717 | 2684 | 69 | 56½ | 45,25 |
| 26 | GM | Motylev Alexander | 2677 | RUS | 7½ | 2716 | 2710 | 71 | 59 | 47,50 |
| 27 | GM | Ivanisevic Ivan | 2617 | SRB | 7½ | 2712 | 2704 | 71 | 58½ | 47,00 |
| 28 | GM | Jobava Baadur | 2707 | GEO | 7½ | 2711 | 2656 | 71½ | 58 | 47,50 |
| 29 | GM | Parligras Mircea- Emilian | 2598 | ROU | 7½ | 2709 | 2735 | 78½ | 65 | 50,75 |
| 30 | GM | Romanov Evgeny | 2624 | RUS | 7½ | 2709 | 2668 | 68½ | 55½ | 43,75 |
| 31 | GM | Esen Baris | 2528 | TUR | 7½ | 2707 | 2669 | 73 | 61 | 47,25 |
| 32 | GM | Nielsen Peter Heine | 2670 | DEN | 7½ | 2703 | 2707 | 67½ | 55 | 45,50 |
| 33 | GM | Cheparinov Ivan | 2664 | BUL | 7½ | 2698 | 2693 | 75 | 62 | 49,75 |

| | | | | | | | | | | |
|----|----|-----------------|------|-----|----|------|------|-----|-----|-------|
| 34 | GM | Gustafsson Jan | 2647 | GER | 7½ | 2687 | 2687 | 67 | 55 | 45,00 |
| 35 | GM | Kulaots Kaido | 2601 | EST | 7½ | 2669 | 2633 | 67½ | 54½ | 44,00 |
| 36 | GM | Smirin Ilia | 2658 | ISR | 7½ | 2668 | 2675 | 69 | 56½ | 47,25 |
| 37 | GM | Saric Ivan | 2626 | CRO | 7½ | 2651 | 2692 | 72½ | 58½ | 47,00 |
| 38 | GM | Pashikian Arman | 2642 | ARM | 7½ | 2649 | 2640 | 68 | 55½ | 46,00 |
| 39 | GM | Edouard Romain | 2600 | FRA | 7½ | 2634 | 2602 | 66 | 52½ | 42,50 |
| 40 | GM | Bologan Viktor | 2671 | MDA | 7½ | 2629 | 2673 | 68½ | 56 | 45,75 |

FIDE TOURNAMENT RULES

Approved by the 1986 General Assembly, 2007 PB Meeting.

Amended by the 1989, 1992, 1993, 1994, 1998, 2006 and 2010 General Assemblies.

Preface

The event shall be played according to the FIDE Laws of Chess. The FIDE Tournament Rules shall be used in conjunction with the Laws of Chess. They apply to all official FIDE competitions. It is recommended they also be applied to all FIDE-rated tournaments, amended where appropriate. The organisers, competitors and arbiters involved in any competition are expected to be acquainted with these regulations before the start of the competition.

In these Rules the words 'he', 'him' and 'his' include 'she' and 'her'.

Tournament rules are the basis of the good running of a tournament. They should be as complete as possible in order to ensure the smooth running of an event. In order to fulfil this condition it is advisable that they are written by the chief organizer in close cooperation with the chief arbiter of the event.

1. General remark

Where an event has a problem not covered by internal rules, it is recommended these rules be accepted as the definitive regulations.

2. The Chief Organiser (CO)

The federation or administrative body responsible for the organisation of a competition may entrust the technical organisation to an Organiser. He, together with the federation, in consultation with FIDE where appropriate, shall appoint an Organising Committee to be responsible for all financial, technical and organisational matters.

Other regulations hereunder may apply also to the role of the CO. He and the Chief Arbiter (see 4) must work closely together in order to ensure the smooth running of an event.

3. Invitation, Registration and Functions

- (a) Invitations to a FIDE competition shall be issued as soon as feasible.
- (b) The CO must send, through the respective national federations, invitations to all participants qualified for that competition. The invitation letter shall first be approved by the President of FIDE for World competitions and by the Continental President for Continental Championships.
- (c) The invitation should be as complete as possible, at the earliest opportunity, stating clearly the expected conditions and giving all details which may be of

use to the player. The following should be included in the invitation letter and/or brochure which should also be posted on the FIDE website:

- (1) The dates and site of the tournament.
- (2) The hotel(s) where the players are to stay (including e-mail, fax and telephone numbers)
- (3) The tournament schedule: dates, times of play and places of: arrival, the opening ceremony, drawing of lots, play, special events, the closing ceremony, departure.
- (4) The rate of play and the kind of clocks to be used in the tournament.
- (5) The pairing system to be used for the event and the tie-break system.
- (6) (a) For official FIDE events the default time shall be the start of the round
(b) For other events whether Article 6.6.a or 6.6.b of the Laws of Chess applies.
- (7) The specific rules for draw agreements if there is any restriction.
- (8) The financial arrangements: travel expenses; accommodation; duration for which board and lodging shall be provided, or the cost of such accommodation, including that for people accompanying the player; arrangements for meals; start money; pocket money; entry fee; full details of the prize fund, including special prizes; point money; the currency in which money shall be disbursed; tax liability; visas and how to obtain them.
- (9) The means of reaching the playing venue and arrangements for transportation.
- (10) The likely number of participants, the names of players invited and the name of the Chief Arbiter (CA).
- (11) The website of the event, contact details with the organisers including the name of the CO.
- (12) The players` responsibility towards the media, general public, sponsors, government representatives and other similar considerations.
- (13) The date by which a player must give a definite reply to the invitation and where and when he shall report his arrival time. In his reply a player may, if he wishes, mention pre-existing medical conditions and special dietary and/or religious requirements
- (14) Security arrangements.
- (15) Special medical considerations such as vaccinations recommended or required in advance.
- (16) Arrangements for: tourism, special events, internet access, etc.

Article 3 of the FIDE Tournament Rules mainly is dealing with high level tournaments of FIDE. The main items for “normal” tournaments, which always should be addressed in the Regulations of a specific tournament, are:

- the dates and the site of the tournament*
- the entry fee, which may depend on the quality of a player (for example free for GM and IM; reduced fee for FM and an increased fee for players with a rating below a given floor).*
- the complete tournament schedule (it is preferable to start all rounds at the same hour of a day*
- place and time of the opening and closing ceremony*
- place and time of the drawing of lots for a round-robin tournament or place and time when the pairing of round 1 in a Swiss tournament will be published*
- The rate of play - the rate should fulfil the conditions for a tournament to be rated or to be valid for title norms*
- if nothing is announced in advance the tournament will be played with “zero tolerance”*
- information about any restriction for offering a draw to the opponent*
- the type of clocks used*
- the tie-break system to be used for the final ranking and the system used for awarding money prizes*

(d) Once an invitation has been issued to a player, it must not be withdrawn provided the player accepts the invitation by the reply date. If an event is cancelled or postponed the organisers shall provide compensation.

(e) The CO shall guarantee medical treatment and medicines for all participants, official seconds, arbiters and officials of a FIDE competition and shall insure them against accidents and the need for medical services, including medicine, surgical procedures, etc., but shall have no responsibility where there is a chronic condition. An official doctor shall be appointed for the duration of the competition.

4. The Chief Arbiter (CA)

(a) The CA of a World competition shall be nominated by the President of FIDE, and of a Continent competition by the Continental President, each in consultation with the CO. He shall have the title of International Arbiter classified “A” or “B” and shall have adequate experience of FIDE competitions, FIDE official languages and relevant FIDE regulations. FIDE and/or the Organising Committee may nominate the arbiters and other staff.

(b) The duties of the CA are as specified by the Laws of Chess, the regulations of the competition and other FIDE Rules. During the event he also has to keep

the record of each round, to oversee the proper course of the competition, to ensure order in the playing venue and players` comfort during play, and to supervise the work of the technical staff of the competition. Prior to the start of the competition: he may make additional regulations in consultation with the CO; must check all the conditions for play including the playing venue, playing hall, lighting, heating, air conditioning, ventilation, noise, etc.; secure through the CO all the necessary equipment; ensure a sufficient number of deputies and auxiliary technical staff are engaged. He shall ensure that conditions for the arbiters are satisfactory. Whether all the playing conditions meet the requirements of these FIDE regulations, is his final decision.

- (c) Prior to the start of the competition:
- (1) he may draw up additional regulations in consultation with the CO;
 - (2) he must check all the conditions for play, including the playing venue, playing hall, lighting, heating, air conditioning, ventilation, noise, etc.;
 - (3) he must secure through the CO all the necessary equipment, ensure a sufficient number of deputies and auxiliary technical staff are engaged and ensure that conditions for the arbiters are satisfactory. Whether all the playing conditions meet the requirements of these FIDE Rules is his final decision.
- (d) At the conclusion of the event the CA shall report as appropriate.

For the duties of the Chief Arbiter see also the chapter "The role of the Arbiters and their responsibilities".

5. Pairings

- (a) The drawing of lots for the first round of a round robin tournament shall be arranged by the CO, if possible, to be open to players, visitors and media. Responsibility for the actual pairings, including drawing of lots, rests with the CA.
- (b) The drawing of lots shall take place at least 12 hours (one night) before the start of the first round. All participants should attend the ceremony of drawing of lots. A player who has not arrived on time for the drawing of lots may be included at the discretion of the CA. The first- round pairings shall be announced as soon as possible thereafter.
- (c) If a player withdraws, is excluded from a competition after the drawing of lots but before the beginning of the first round or there are additional entries, then the announced pairings shall remain unaltered. Additional pairings or changes may be made at the discretion of the CA in consultation with the players directly involved, but only if these minimise amendments to pairings which have already been announced.

- (d) The pairings for a round robin shall be according to the Berger tables (Annex 1), adjusted where necessary for double-round events.
- (e) If the pairings are to be restricted in any way, e.g. players of the same federation, shall, if possible, not meet in the last three rounds; then this shall be communicated to the players as soon as possible, but not later than the start of the first round.
- (f) For round robins this restricted drawing of lots may be done by using the Varma tables (see Annex to Tournament Rules), which can be modified for tournaments of from 10 to 24 players
- (g) For the pairings of a Swiss-system Tournament the pre-announced pairing system and program shall apply.

6. Preparation of the Playing Hall

- (a) Lighting of a standard similar to that used for examinations should be used. Lighting should not throw shadows or cause pinpoints of light to be reflected from the pieces. Beware of direct sunlight, especially if this varies during the game.

Approximately 800 lux is required for a Chess Tournament Playing Hall.

- (b) If possible the hall should be carpeted. If this is impossible, it may be necessary to request players not to wear hard-soled shoes.
- (c) All areas to which players have access during play should be inspected carefully and repeatedly.
- (d) 4.5 square metres should be available for each player in a high-level event. For lower levels 2 square metres may be adequate. Games should not be placed too close to doors. There should be a minimum of 2.5 metres between rows of players. It is best not to have long, unbroken rows. Where possible players should play on individual tables.
- (e) A chess table should have a minimum length of twice the length of the chessboard and a width of 15 – 20 cm more than the chessboard. The recommended size of the table is (100 cm to 120 cm) x (80 cm to 83 cm). The height of a table should be 74 cm and the chairs should be comfortable for the players. Special dispensation must be given for children's events. Any noise when moving the chairs must be avoided.
- (f) The conditions for both players in a game must be identical. If possible the condition for all the players should be identical.

7. Chess equipment

- (a) For World or Continental Championships wooden boards shall be used where possible. For other FIDE registered tournaments boards made of wood, plastic or card are recommended. In all cases boards should be rigid. The board may also be of stone or marble with appropriate light and dark colours, provided the Chief Arbiter finds it acceptable. Natural wood with sufficient contrast, such as birch, maple or European ash against walnut, teak, beech, etc., may also be used for boards, which must have a dull or neutral finish, never shiny. Combination of colours such as brown, green, or very light tan and white, cream, off-white ivory, buff, etc., may be used for the chess squares in addition to natural colours. Referring to article 2.2 of the FIDE Standards of Chess Equipment the size of a square should be twice the diameter of a pawn's base. It is recommended that a side of the square should measure 5.5 cm. A comfortable table of suitable height may be fitted in with a chessboard. If the table and the board are separate from one another, the latter must be fastened and thus prevented from moving during play.
- (b) If mechanical chess clocks are used, they should have a device signalling precisely when the hour hand indicates full hours. They should have the "flag" fixed so that its fall can be clearly seen, helping the arbiters and players to check time. The clock should not shine as that may make it difficult to see. It should run as silently as possible in order not to disturb the players during play.
- (c) If electronic chess clocks are used, they must function in full accordance with the FIDE Laws.
- (1) The display at all times should show the time available to complete a player's next move.
 - (2) The displays must be legible from a distance of at least 3 meters.
 - (3) From at least a distance of 10 meter a player must have a clearly visible indication which clock is running.
 - (4) In case of passing a time control, a sign on the display must give clear signal which player passed the time limit first.
 - (5) For battery powered clocks, a low-battery indication is required.
 - (6) In case of a low-battery indication the clock must continue to function flawlessly for at least 10 hours.
 - (7) Special attention should be given to the correct announcement of passing time controls.
 - (8) In case of accumulative or delay timing systems, the clock should not add any additional time if a player passed the last time control.
 - (9) In case of time penalties it must be possible that time and move counter corrections are executed by an arbiter within 60 seconds.

- (10) It must be impossible to erase or change the data in display with a simple manipulation.
- (11) Clocks must contain a short user manual on the clock. Electronic chess clocks used for FIDE events must be endorsed by FIDE Technical Commission..
- (d) The same type of clocks should be used throughout the tournament.

8. The play

- (a) All games must be played in the playing area at the times specified in advance by the organisers, unless otherwise decided by the CA.
- (b) A separate area outside the playing area must be provided where smoking is permitted. This should be easily accessible from the playing hall. If local ordinances totally prohibit smoking on the premises, the players and officials must be provided with easy access to the outside.
- (c) If mechanical clocks are used, they shall be set so that each unit registers six o'clock at the first time control.
- (d) For FIDE events with more than 30 participants, a large digital countdown must be installed in the playing hall. For FIDE events with less than 30 players an announcement by microphone must be made 5 minutes before the game is due to start and again one minute before the start of the game.
- (e) After the finish of the game the arbiter or the players shall place the king(s) in the middle of the board to indicate the result of the game and then set up the pieces.
- (f) Where it is clear games have been pre-arranged, the CA shall impose suitable penalties.
- (g) A glossary of common relevant terms in several languages should be available to the arbiters.

All changes in the schedule of the tournament must be notified to the players often and as clearly as possible.

9. Unplayed games

- (a) If a player has lost one game by default for reasons that are not valid, the player shall be expelled, unless the CA decides otherwise.
- (b) When a player withdraws or is expelled from a round-robin tournament, the effect shall be as follows:
 - (1) If a player has completed less than 50% of his games, his score remains in the tournament table (for rating and historical purposes), but the points scored by him or against him are not counted in the final standings. The unplayed games of the player are indicated by (-) in the tournament table and those of his opponents by (+). If neither player is present this will be indicated by two (-).

- (2) If a player has completed at least 50% of his games, his score shall remain in the tournament table and shall be counted in the final standings. The unplayed games of the player are shown as indicated as above.
- (c) If a player withdraws from a Swiss-system tournament the points scored by him and by his opponents shall remain in the cross-table for ranking purposes. Only games that are actually played shall be rated.
- (d) Clauses 9(b) and (c) also apply to team events. Both unplayed matches and unplayed games must be clearly indicated as such.

10. Penalties, appeals

- (a) When there is a dispute, the CA or CO as appropriate should make every effort to resolve matters by reconciliation. It is possible that such means fail and the dispute is such that penalties are appropriate, but not specifically defined by the Laws or the regulations, then the CA or CO shall have discretionary power to impose penalties. He should seek to maintain discipline and offer other solutions which may placate the offended parties.
- (b) In all events there shall be an Appeals Committee. The CO shall ensure that the Appeals Committee is elected or appointed before the start of the first round, usually at the drawing of lots. It is recommended the Appeals Committee (AC) consists of a Chairman, at least two members and two reserve members. The Chairman, the two members and the two reserve members shall, if possible, be from different federations. No member of the AC involved in the dispute shall rule in that dispute. Such a committee should have an odd number of voting members. Members of the Appeals Committee should not be younger than 21 years old.
- (c) A player may appeal against any ruling made by the CA or CO or one of their assistants, provided the appeal is accompanied by a fee and submitted in written form not later than the deadline. Both fee and deadline shall be fixed in advance. The decisions of the Appeals Committee shall be final. The fee is returnable if the appeal is successful. It may also be returned if the appeal is unsuccessful but considered reasonable in the view of the committee.

11. TV, Filming, Photography

- (a) Television cameras that are noiseless and unobtrusive are permitted in the playing venue and contiguous areas with the approval of the CO and CA. The CA shall ensure the players are not disturbed or distracted in any way by the presence of TV, video cameras or other equipment.
- (b) Only authorised photographers may take photographs in the playing venue. Permission to do so in the playing hall is restricted to the first ten minutes of the first round and the first five minutes of each subsequent round, unless the CA decides otherwise.

12. The conduct of the players

- (a) Once a player has formally accepted an invitation, he must play except in cases of force majeure, such as illness or incapacity. Acceptance of another invitation is not considered to be a valid reason for not participating or withdrawing.
- (b) All the participants should be dressed in a suitable manner.
- (c) A player who does not wish to continue a game and leaves without resigning or notifying the arbiter is discourteous. He may be penalised, at the discretion of the CA, for poor sportsmanship.
- (d) A player may speak only as permitted by the Laws of Chess and Tournament Regulations. A player may not speak about his game while it is in progress.
- (e) All complaints concerning the behaviour of players or captains must be made to the arbiter. A player is not permitted to complain directly to his opponent.

13. Team Captain`s Role in Team Tournaments

- (a) The role of a team captain is basically an administrative one during play. Depending on the regulations of the specific competition, the captain shall be required to deliver, at a specific time, a written list naming the players in his team who will participate in each round, communicate to his players their pairing, sign the protocol indicating the results in the match at the end of the play, etc.
- (b) Whenever the team captain speaks to one of his players, he should do so only through or in the presence of an arbiter using a language the arbiter can understand.
- (c) A captain is entitled to advise the players of his team to make or accept an offer of a draw or to resign a game, unless the regulations of the event stipulate otherwise. He must confine himself only to brief information, based solely on the circumstances pertaining to the match. He may say to a player, "offer a draw", "accept the draw", or "resign the game". For example, if asked by a player whether he should accept an offer of a draw, the captain should answer "yes", "no", or delegate the decision to the player himself. He shall give no information to a player concerning the position on the chess board and/or the clock times, nor consult any other person and/or computer as to the state of the game.

The captain shall abstain from any intervention during play.

- (d) Players are subject to the same prohibitions. Even though in a team competition there is a certain team loyalty, which goes beyond a player`s individual game, a game of chess is basically a contest between two players. Therefore, a player must have the final say over the conduct of his own game. Although the advice of the captain should weigh heavily with the

player, the player is not absolutely compelled to accept that advice. Likewise, the captain cannot act on behalf of a player and his game without the knowledge and consent of the player.

- (e) A team captain should encourage his team always to follow both the letter and the spirit of Article 12 of the FIDE Laws of Chess concerning the conduct of the players. Team championships, in particular, should be conducted in the spirit of the highest sportsmanship.

The Arbiter must always take care so that the Captains will stand behind their players during the round, so that to avoid any eye contact.

Varma Tables

Directions for “restricted” drawing of tournament numbers:

1. The arbiter should prepare beforehand, unmarked envelopes each containing one of the sets of numbers A, B, C and D as indicated below in point 5. These envelopes are then respectively placed in larger envelopes, on each of which the quantity of player-numbers contained in the small envelopes is indicated.
2. The order in which players draw lots is listed beforehand as follows: The players from the federation with the greatest number of representatives shall draw first. Where two or more federations have the same number of representatives, precedence is determined by the alphabetical order of the FIDE country code. Among players of the same federation, precedence is determined by the alphabetical order of their names
3. For example, the first player of the federation with the largest number of players shall choose one of the large envelopes containing at least enough numbers for his contingent, and then draw one of the numbers from this envelope. The other players from the same contingent shall also draw their numbers from the same envelope. The numbers that remain are available for use by other players.
4. The players of the next contingent then choose an envelope, and the procedure is repeated until all players have drawn their numbers.
5. The following Varma Tables can be used for 9 to 24 players.

9/10 players

A: (3, 4, 8)

B: (5, 7, 9)

C: (1, 6)

D: (2, 10)

11/12 players

A: (4, 5, 9, 10)

B: (1, 2, 7)

C: (6, 8, 12)

D: (3, 11)

13/14 players

A: (4, 5, 6, 11, 12)

B: (1, 2, 8, 9)

C: (7, 10, 13)

D: (3, 14)

15/16 players

A: (5, 6, 7, 12, 13, 14)

B: (1, 2, 3, 9, 10)

C: (8, 11, 15)

D: (4, 16)

17/18 players

A: (5, 6, 7, 8, 14, 15, 16)

B: (1, 2, 3, 10, 11, 12)

C: (9, 13, 17)

D: (4, 18)

19/20 players

A: (6, 7, 8, 9, 15, 16, 17, 18)

B: (1, 2, 3, 11, 12, 13, 14)

C: (5, 10, 19)

D: (4, 20)

21/22 players

A: (6, 7, 8, 9, 10, 17, 18, 19, 20)

B: (1, 2, 3, 4, 12, 13, 14, 15)

C: (11, 16, 21)

D: (5, 22)

23/24 players

A: (6, 7, 8, 9, 10, 11, 19, 20, 21, 22)

B: (1, 2, 3, 4, 13, 14, 15, 16, 17)

C: (12, 18, 23)

D: (5, 24)

Additional Tournament Rules for specific tournaments

Tournament rules are the basis of the good running of a tournament. They should be as complete as possible in order to ensure the smooth running of an event. In order to fulfil this condition it is advisable that they are written by the chief organizer in close cooperation with the chief arbiter of the event.

The tournament rules should always address the following items:

- The entry fees which may depend on the quality of a player (for example free for GM and IM; reduced fee for FM and an increased fee for players with a rating below a given floor).
- The complete tournament schedule:
 1. Arrival date
 2. Place and time of the opening ceremony
 3. Place and time of the drawing of lots
 4. Dates and times of play: it is preferable to start all rounds at the same hour of a day.
 5. Place and time of the closing ceremony
 6. Departure date
- The rate of play: the rate should fulfil the conditions for a tournament to be rated or to be valid for title norms. In the case where no increments are used, it should be indicated whether a quick play finish or a knock-out system will be applied in the last time period.
- The type of clocks used
- Any minor deviation from the FIDE Laws of Chess: for example the replacement of the “zero tolerance” rule by a certain time period; a score system which gives more points to the combination of one won and one lost game than to two draws; less possibilities for agreeing a draw between the players; etc.
- The pairing system to be used and the programme applying this system. A remark can be given here how the initial ranking shall be made for players having only a national rating. Taking into account that the floor for a FIDE rating dropped to 1000 it is advisable to put FIDE and national ratings in descending order. In case there are two players with the same FIDE and national rating the FIDE rated player shall be considered as the highest ranked. Analogous the treatment of unrated players can be indicated: for example in alphabetical (or inverted) order or according to the order they have subscribed for the event.
- Time and means of announcing the pairings.
- The tie-break system. This part may include that additional games should be played (rapid or blitz) for awarding a trophy or medals.
- The prize fund. Here it should be indicated whether money prizes are shared, or awarded according to a tie-break system (for example the Hort system). The prize fund should also indicate special prizes, point money, the currency in which money shall be disbursed, tax liability.

- Any financial arrangement such as travel expenses, accommodation, duration for which board and lodging shall be provided, or the cost of such accommodation, including that for people accompanying the player, arrangements for meals, start money, pocket money. These costs can be refunded by the organizer, the federation of a player or the player himself.
- Details about visa and how to obtain them. In this respect organizers should indicate the deadline at which they should have received all passport details of the participants in order to send out the invitations to the respective embassies.
- In the case that the playing venue is different from the accommodation: the means of reaching and arrangements for transportation. Organizers should bear in mind that the situation of transport between playing venue and accommodation depends on the type of tournament: youth tournaments as well as senior events should be dealt with in another way than for example a Swiss Open.
- The likely number of participants. In the case of a round robin tournament, the names of the invited players. In the case of a Swiss open tournament, the maximum number of players.
- The deadline for registration at the start of the tournament. Players who did not register in time shall not be paired for the first round.
- The name of the Chief Arbiter
- The website of the event. In the case that this website is used for online subscription the organizers should bear in mind that players do not always have all details – for example arrival date or flight numbers – when subscribing for the event; an update should be possible in a later stage.
- Full contact details of the organizers
- The players' responsibility towards the media, general public, sponsors, government representatives and other similar considerations. This also includes the players' presence at the opening and closing ceremony. In case of absence the organizer can foresee a clausal that part of the start or prize money will not be distributed.
- Special medical considerations such as vaccinations recommended or required in advance.
- Arrangements for: tourism, special events, internet access, etc.
- Full details for making an appeal against a decision of the (chief) arbiter: maximum period of time allowed after the end of a round, fee (indicating the currency) which should be paid. It is preferable to indicate that only written appeals will be taken into consideration.
- Appeals committee: will the members be invited by the organizers or will they be elected among the participants.
- If the tournament is played with adjourned games the time table for the resumption of the games should be indicated.

- Indication whether the tournament results will also be taken into account for the national rating system.
- Media equipment allowed in the playing venue: television cameras, video, cameras or other equipment. The use of such equipment may be subject to an authorisation of the organizers which should be requested in advance. Here it should be indicated whether a flash light is allowed. Also the maximum time after the start of the round when media equipment is allowed to be used, must be indicated; in such case there might be a longer period for the first round than for subsequent rounds.

For certain tournaments it may be necessary to also add on or more of the following items:

- For example in round robin tournaments, invited players in Open Swiss tournament or official championships: the hotel where the players are to stay. Depending on the situation a different range (3, 4 or 5* quality) of hotels might be offered. The organizer might also foresee a lump sum for a player wishing to arrange his own accommodation. For each hotel contact details such as e-mail, fax and telephone numbers and website shall be given.
- The date by which a player must give a definite reply to the invitation and where and when he shall report his arrival time.
- A minimal dress code during the game.
- Security arrangements.

International Title Regulations of FIDE

As approved by the 1982 General Assembly and amended by the General Assemblies of 1984 to 2013.

0. Introduction

- 0.1 Only the titles as in 0.3 are acknowledged by FIDE.
- 0.2 The following regulations can only be altered by the General Assembly following recommendation by the Qualification Commission (QC).
 - 0.21 Any such changes shall only be made every fourth year, commencing from 2004 (unless the Commission agrees urgent action is required).
 - 0.22 Any such changes shall take effect from 1 July of the year following the decision by the General Assembly. For tournaments, such changes shall apply to those starting on or after that date.
- 0.3 The International FIDE titles shall be under the umbrella of the Qualification Commission, which is the final judging unit. The titles are:
 - 0.31 Titles for over-the-board standard chess (as defined in 1.14), the judging unit being the QC:
Grandmaster (GM), International Master (IM), FIDE Master (FM), Candidate Master (CM), Woman Grandmaster (WGM), Woman International Master (WIM), Woman FIDE Master (WFM), Woman Candidate Master (WCM).
- 0.4 The titles are valid for life from the date confirmed.
 - 0.41 Use of a FIDE title or rating to subvert the ethical principles of the title or rating system may subject a person to revocation of his title upon recommendation by the Qualification and Ethics Commissions and final action by the General Assembly.
 - 0.42 A title is officially valid from the date all the requirements are met. In order for a title to be confirmed where it is based on an application, it must be published on the FIDE website and in other relevant FIDE documents for at least 60 days. For registered automatic titles see below, 0.5.
 - 0.43 The title can be used for results of opponents only in tournaments starting after the confirmation (exception see 1.1.5).
 - 0.44 In terms of, for example, the age of achieving a title, the title is considered to be achieved when the last result is achieved, and the rating requirement is fulfilled, whichever date is later.

0.5 Definitions

In the following text some special terms are used.

Rating performance is based on the player's result and average rating of opponents (see 1.48).

Title performance (for example, GM performance) is a result that gives a performance rating as defined in 1.48 and 1.49 against the minimum average of the opponents, taking into account article 1.46, for that title. For example, for GM performance, average rating of the opponents ≥ 2380 , and performance ≥ 2600 , this might be achieved, for example, by a result of 7 points out of 9 games.

GM performance is ≥ 2600 performance against opponents with average rating ≥ 2380 .

IM performance is ≥ 2450 performance against opponents with average rating ≥ 2230 .

WGM performance is ≥ 2400 performance against opponents with average rating ≥ 2180 .

WIM performance is ≥ 2250 performance against opponents with average rating ≥ 2030 .

Title norm is a title performance fulfilling additional requirements concerning the mix of titled players and nationalities as specified in articles 1.42 to 1.47.

Direct title (automatic title) is a title gained by achieving a certain place or result in a tournament. For example, winning, or achieving a result ≥ 50 percent in a tournament. On application by the player's federation and confirmation by the Qualification Commission, such titles are awarded automatically by FIDE.

0.6 The Award of Titles

0.61 Titles may be awarded for specific results in specific Championship events, or are awarded on achieving a rating as laid down in these regulations. Such titles are confirmed by the QC Chairman on advice from the FIDE Office. They are then awarded by FIDE.

0.62 Titles are also awarded based on applications with norms with a sufficient number of games. These titles shall be awarded by the General Assembly on recommendation by the QC that the candidate meets the requirements. The Presidential Board or Executive Board may award titles in clear cases only, after consultation with the QC.

1.0 Requirements for titles designated in 0.31

1.1 Administration

- 1.11 Play shall be governed by the FIDE Laws of Chess and FIDE Tournament Rules. Tournaments where the composition is changed (without QC approval) during the tournament or those where players have different conditions in terms of rounds and pairing are not valid.
Unless with prior approval of the QC Chairman, the tournament must be registered at least 30 days in advance on the FIDE server.
- 1.12 There must be no more than twelve hours play in one day. This is calculated based on games that last 60 moves, although games played using delay or increment may last longer.
- 1.13 No more than 2 rounds shall be played on any one day. Without increment the minimum time is 2 hours for the first 40 moves, followed by 30 minutes for the rest of the game. With an increment of a minimum of 30 seconds for each move, the minimum time is 90 minutes for the entire game, apart from the increment.
- 1.13.a In the application for the GM title based on norms, at least one norm shall be achieved in a tournament with only one round per day for a minimum of 3 days.
- 1.13.b In any title tournament the time controls and clock settings for all players must be the same (e.g. if the time control is increment based, all players must use increment; if delay based, all players must use delay; if no increment or delay is specified, then all players must compete with no increment and no delay). There can be no mixed use of clock settings (increment, delay, none at all).
- 1.14 Leagues and national team championships may last longer than 90 days, but not more than one year. Normally for individual tournaments, a period of at most 90 days is permitted but the QC Chairman may give prior approval to tournaments of a longer duration.
- 1.15 In tournaments which last longer than 90 days, the opponents' ratings and titles used shall be those applying when the games were played.
- 1.16 The Chief Arbiter of a title tournament shall be an International Arbiter (IA) or FIDE Arbiter (FA). He may appoint a temporary deputy. An IA or FA must always be in the playing venue.
- 1.17 No arbiter may play in a title tournament even just as filler.

1.2 Titles achieved from International Championships:

- 1.21 As indicated below, a player may gain
- (a) a title from such an event, or
 - (b) a single title norm. Then the requirements in 1.42 - 1.49 shall apply.
 - (c) a single performance. Then the requirements in 1.42, 1.46 - 1.48 shall apply.

1.22 The minimum score is 35 % for all titles. The result shown is the minimum required.

1.23 For continental, sub-continental or approved competitions of FIDE International Affiliates, a title or result can be achieved if at least one third or three of the appropriate member federations – whichever is lower – participate in the event. The minimum number of participants in the event is eight. The World Championships (including U-20) of the IBCA, ICSC and IPCA are exempted from this rule.

1.23.a If groups are combined to make a bigger group, then the requirements (at least 8 participants from at least 3 federations) in 1.22 shall apply to this merged group. Titles can be awarded to the best player(s) of the subgroups, provided the subgroup has at least 5 participants from at least 2 federations and the player scores a minimum of 50% in a minimum of 9 games.

1.23.b For Olympiad, a title norm counts as 20 games; a title performance counts as 13 games.

1.24 Terms used in Tables 1.24.a and 1.24.b:

Gold – first after tiebreak;

1st equal – best 3 players after tiebreak;

Norm – 9 games (unless otherwise specified);

Sub-Continental – include Zonals, Subzonals, Arab, ASEAN and regional youth/school events;

Each continent is allowed to designate a maximum of 3 regional youth/school events for direct titles.

1.3 Titles may be gained by achieving a published or interim rating at some time or other (see 1.53a), provided that this is achieved with a minimum of 27 games:

1.31 FIDE Master ≥ 2300

1.32 Candidate Master ≥ 2200

1.33 Women FIDE Master ≥ 2100

1.34 Women Candidate Master ≥ 2000

1.4 The GM, IM, WGM, WIM titles can also be gained by achieving norms in internationally rated tournaments played according to the following regulations.

1.41 The Number of Games

1.41a The player must play at least 9 games, however

1.41b only 7 games are required for 7 round World Team and Continental Team Championships,

only 7 games are required for 8 or 9 round World Team and Continental Team Championships,
only 8 games are required for the World Cup or Women`s World Championship Tournament, where these 8 game norms count as 9 games.

- 1.41c For a 9 round tournament, if a player has just 8 games because of a forfeit or Bye, but he has met the correct mix of opponents in those games, then if he has a title result in 8 games, it counts as an 8 game norm.
- 1.41d where a player exceeds the norm requirements by one or more full points, then these full points count as additional number of games when computing the total number of games for the norm achieved.

1.42 The following are not included:

- 1.42a Games against opponents who do not belong to FIDE federations,
- 1.42b Games against computers.
- 1.42c Games against unrated players who score zero against rated opponents in round robin tournaments.
- 1.42d Games which are decided by forfeit, adjudication or any means other than over the board play. Other games once started, which are forfeited for whatever reason, shall however be included.
In the instance of a last round game where the opponent forfeits, the norm shall still count if the player must play in order to have the required number of games, but can afford to lose.
- 1.42e A player who has achieved a title result before the last round may ignore all games played subsequently, provided
 - (a) he has met the required mix of opponents,
 - (b) this leaves him with at least the minimum number of games as in 1.4.1,
 - (c) in the case of a tournament with pre-determined pairings the mix of opponents must be such that a norm is possible for the complete tournament.
 - (d) in a double round robin tournament, the games counted for the norm must include different opponents sufficient for a norm over the full length of the tournament.
- 1.42f A player may ignore his game(s) against any opponents he has defeated, provided he has met the required mix of opponents, and provided that this leaves him with at least the minimum number of games as in 1.4.1, against the required mix of opponents. Nonetheless, the full cross-table of the event must be submitted. In the case of a tournament with pre-determined

pairings, the full requirements, other than score, must be met for the complete tournament.

- 1.42g Tournaments that make changes to favour one or more players (for example by altering the number of rounds, or the order of rounds, or providing particular opponents, not otherwise participating in the event), shall be excluded.

1.43 Federations of Opponents

At least two (2) federations other than that of the title applicant must be included, except 1.43a - 1.43e shall be exempt. Nevertheless, 1.43f shall apply.

- 1.43a The final stage of the national men's (or open) championship and also national women's championships. In the year when the Sub zonal tournament of a single federation is held, then the national championship is not exempt for that federation.
- 1.43b National team championships.
- 1.43c Zonal and Sub zonal tournaments.
- 1.43d Tournaments of other types may also be included with the prior approval of the QC Chairman.
- 1.43e Swiss System tournaments in which participants include in every round at least 20 FIDE rated players, not from the host federation, but from at least 3 federations, at least 10 of whom hold GM, IM, WGM or WIM titles. Otherwise 1.44 applies.
- 1.43f At least one of the norms has to be achieved under normal foreigner requirement. (See 1.43 and 1.44)

- 1.44 Opponents shall be calculated using rounding up (minimum) to the next whole number, to the next lower number (maximum).

A maximum of 3/5 of the opponents may come from the applicant's federation and a maximum of 2/3 of the opponents from one federation. For exact numbers see the table in 1.7.2.

1.45 Titles of Opponents - see 1.7 for exact numbers

- 1.45a At least 50% of the opponents shall be title-holders (TH) as in 0.31, excluding CM and WCM.
- 1.45b For a GM norm at least 1/3 with a minimum 3 of the opponents (MO) must be GMs.
- 1.45c For an IM norm, at least 1/3 with a minimum 3 of the opponents (MO) must be IMs or GMs.
- 1.45d For a WGM norm, at least 1/3 with a minimum 3 of the opponents (MO) must be WGMs, IMs or GMs.

- 1.45e For a WIM norm, at least 1/3 with a minimum 3 of the opponents (MO) must be WIMs, WGMs, IMs or GMs.
- 1.45f Double round-robin tournaments need a minimum of 6 players. An opponent's title as in 1.45e shall be counted only once.

1.46 Rating of Opponents

- 1.46a The Rating List in effect at the start of the tournament shall be used, see exception 1.15.
The rating of players who belong to federations which are temporarily excluded when the tournament starts can be determined on application to the FIDE Office.
- 1.46b For the purposes of norms, the minimum rating (adjusted rating floor) for the opponents shall be as follows:

| | |
|----------------------------|------|
| Grandmaster | 2200 |
| International Master | 2050 |
| Woman Grandmaster | 2000 |
| Woman International Master | 1850 |
- 1.46c No more than one opponent shall have his rating raised to this adjusted rating floor. Where more than one opponent is below the floor, the rating of the lowest opponents shall be raised.
- 1.46d Unrated opponents not covered by 1.46c shall be considered to be rated 1000.
Minimum number of rated opponents, see table in 1.72. It can be calculated also so that maximum number of unrated opponents is 20 percent of (number of opponents+1).

1.47 Rating Average of Opponents

- 1.47a This is the total of the opponents' ratings divided by the number of opponents taking 1.46b into consideration.
- 1.47b Rounding of the rating average is made to the nearest whole number. The fraction 0.5 is rounded upward.

1.48 Performance Rating (R_p)

In order to achieve a norm, a player must perform at a level of that shown below:

| | Minimum level prior to rounding | Minimum level after rounding |
|-----|------------------------------------|---------------------------------|
| GM | 2599.5 | 2600 |
| IM | 2449.5 | 2450 |
| WGM | 2399.5 | 2400 |
| WIM | 2249.5 | 2250 |

Calculation of a Performance Rating (R_p):

$$R_p = R_a + d_p \text{ (see the table below)}$$

R_a = Average rating of opponents + rating difference „ d_p “ from table 8.1.a of FIDE Rating Regulations B.02 (conversion from percentage score „ p “ into rating differences „ d_p “).

1.48a The minimum average ratings R_a of the opponents are as follows:

| | |
|-----|-------|
| GM | 2380 |
| WGM | 2180 |
| IM | 2230 |
| WIM | 2030. |

1.49

| p | d_p | p | d_p | p | d_p | p | d_p | p | d_p | p | d_p |
|-----|-------|-----|-------|-----|-------|-----|-------|-----|-------|-----|-------|
| 1.0 | 800 | .83 | 273 | .66 | 117 | .49 | -7 | .32 | -133 | .15 | -296 |
| .99 | 677 | .82 | 262 | .65 | 110 | .48 | -14 | .31 | -141 | .14 | -309 |
| .98 | 589 | .81 | 251 | .64 | 102 | .47 | -21 | .30 | -149 | .13 | -322 |
| .97 | 538 | .80 | 240 | .63 | 95 | .46 | -29 | .29 | -158 | .12 | -336 |
| .96 | 501 | .79 | 230 | .62 | 87 | .45 | -36 | .28 | -166 | .11 | -351 |
| .95 | 470 | .78 | 220 | .61 | 80 | .44 | -43 | .27 | -175 | .10 | -366 |
| .94 | 444 | .77 | 211 | .60 | 72 | .43 | -50 | .26 | -184 | .09 | -383 |
| .93 | 422 | .76 | 202 | .59 | 65 | .42 | -57 | .25 | -193 | .08 | -401 |
| .92 | 401 | .75 | 193 | .58 | 57 | .41 | -65 | .24 | -202 | .07 | -422 |
| .91 | 383 | .74 | 184 | .57 | 50 | .40 | -72 | .23 | -211 | .06 | -444 |
| .90 | 366 | .73 | 175 | .56 | 43 | .39 | -80 | .22 | -220 | .05 | -470 |
| .89 | 351 | .72 | 166 | .55 | 36 | .38 | -87 | .21 | -230 | .04 | -501 |
| .88 | 336 | .71 | 158 | .54 | 29 | .37 | -95 | .20 | -240 | .03 | -538 |
| .87 | 322 | .70 | 149 | .53 | 21 | .36 | -102 | .19 | -251 | .02 | -589 |
| .86 | 309 | .69 | 141 | .52 | 14 | .35 | -110 | .18 | -262 | .01 | -677 |
| .85 | 296 | .68 | 133 | .51 | 7 | .34 | -117 | .17 | -273 | .00 | - |
| | | | | | | | | | | | 800 |
| .84 | 284 | .67 | 125 | .50 | 0 | .33 | -125 | .16 | -284 | | |

1.5 Requirements for Award of the Title, having achieved Norms

1.51 Two or more norms in events covering at least 27 games.

1.52 If a norm is sufficient for more than one title, then it may be used as part of the application for both.

1.53 To have achieved at some time or other a rating as follows:

GM \geq 2500

IM \geq 2400

WGM ≥ 2300

WIM ≥ 2200

1.53a Such a rating need not be published. It can be obtained in the middle of a rating period, or even in the middle of a tournament. The player may then disregard subsequent results for the purpose of their title application. However the burden of proof then rests with the federation of the title applicant. It is recommended that players receive a certificate from the Chief Arbiter where they achieve the rating level during an event. Such a certificate should include a note of the date each game was played. Title applications based on unpublished ratings shall only be accepted by FIDE after agreement with the Rating Administrator and the QC. Ratings in the middle of a period can be confirmed only after all tournaments for that period have been received and rated by FIDE.

1.54 A title result shall be valid if it was obtained in accordance with the FIDE Title Regulations prevailing at the time of the tournament when the norm was obtained.

1.55 Title norms gained before 1.7.2005 must be registered with FIDE before 1.7.2013 or they will be considered to have expired.

1.6 Summary of Title Tournaments Requirements

In the case of any discrepancy, the regulations above shall take precedence.

| | | Notes |
|---------------------------------|---|---------|
| Number of games per day | not more than 2 | 1.13 |
| rate of play | minimum requirements | 1.13 |
| period for the whole tournament | within 90 days, with exceptions | 1.14 |
| administrator in charge | International Arbiter or FIDE Arbiter | 1.16 |
| number of games | minimum 9 (7 in World/Continental Teams with 7-9 rounds) | 1.41a-d |
| type of tournament | No individual single matches | 1.1 |
| games not Included | - against computers - adjudicated games - forfeited before play starts - against opponents who do not belong to FIDE federations | 1.42 |

1.61 For the numbers below, see the formula calculating titles in 1.45.

| | | | Notes |
|----------------------------|-------------------|--|-------|
| Number of GMs, for GM MO | 1/3 of opponents, | minimum 3 GMs | 1.45b |
| Number of IMs, for IM MO | 1/3 of opponents, | minimum 3 IMs | 1.45c |
| Number of WGMs, for WGM MO | 1/3 of opponents, | minimum 3 WGMs | 1.45d |
| Number of WIMs, for WIM MO | 1/3 of opponents, | minimum 3 WIMs | 1.45e |
| Minimum Rating | Performance | GM 2600; IM 2450; WGM 2400; WIM 2250 | 1.48 |
| Opponents' average rating | minimum | 2380 for GM; 2230 for IM; 2180 for WGM; 2030 for WIM | 1.7 |
| Minimum score | | 35% | 1.7 |

1.7 Summary of Requirements depending on the Number of Games

1.71 Determining whether a result is adequate for a norm, dependent on the average rating of the opponents. Tables 1.72 show the range for tournaments up to 19 rounds. Norms achieved in a tournament with more than 13 rounds count only as 13 games.

1.72 Tables

Available only for 7 to 9 round Continental and World Team Championships

| 7 rounds | GM | IM | WGM | WIM |
|---------------------------|------------|------------|------------|------------|
| Different MO | 3 GM | 3 IM | 3 WGM | 3 WIM |
| Rating floor for 1 player | 2200 | 2050 | 2000 | 1850 |
| Different TH | 4 | 4 | 4 | 4 |
| Max. number unrated | 1 | 1 | 1 | 1 |
| Max. from 1 fed. | Irrelevant | Irrelevant | Irrelevant | Irrelevant |
| Max. from own fed. | Irrelevant | Irrelevant | Irrelevant | Irrelevant |
| Min. other feds. | Irrelevant | Irrelevant | Irrelevant | Irrelevant |
| 5½ | 2380-2441 | 2230-2291 | 2180-2241 | 2030-2091 |
| 5 | 2442-2497 | 2292-2347 | 2242-2297 | 2092-2147 |
| 4½ | 2498-2549 | 2348-2399 | 2298-2349 | 2148-2199 |

| | | | | |
|----|-----------|-----------|-----------|-----------|
| 4 | 2550-2599 | 2400-2449 | 2350-2399 | 2200-2249 |
| 3½ | 2600-2649 | 2450-2499 | 2400-2449 | 2250-2299 |
| 3 | 2650-2701 | 2500-2551 | 2450-2501 | 2300-2351 |
| 2½ | ≥2702 | ≥2552 | ≥2502 | ≥2352 |

Available only for 8 or 9 round Continental and World Team Championships; or after 8 games in the World Cup or Women's World Championship. The latter two are counted as 9 rounds when computing to 27 games.

| 8 rounds | GM | IM | WGM | WIM |
|---------------------------|------------|------------|------------|------------|
| Different MO | 3 GM | 3 IM | 3 WGM | 3 WIM |
| Rating floor for 1 player | 2200 | 2050 | 2000 | 1850 |
| Different TH | 4 | 4 | 4 | 4 |
| Max. number unrated | 1 | 1 | 1 | 1 |
| Max. from 1 fed. | Irrelevant | Irrelevant | Irrelevant | Irrelevant |
| Max. from own fed. | Irrelevant | Irrelevant | Irrelevant | Irrelevant |
| Min. other feds | Irrelevant | Irrelevant | Irrelevant | Irrelevant |
| 6½ | 2380-2406 | 2230-2256 | 2180-2206 | 2030-2056 |
| 6 | 2407-2458 | 2257-2308 | 2207-2258 | 2057-2108 |
| 5½ | 2459-2504 | 2309-2354 | 2259-2304 | 2109-2154 |
| 5 | 2505-2556 | 2355-2406 | 2305-2356 | 2155-2206 |
| 4½ | 2557-2599 | 2407-2449 | 2357-2399 | 2207-2249 |
| 4 | 2600-2642 | 2450-2492 | 2400-2442 | 2250-2292 |
| 3½ | 2643-2686 | 2493-2536 | 2443-2486 | 2293-2336 |
| 3 | ≥2687 | ≥2537 | ≥2487 | ≥2337 |

The material following refers to 9-19 rounds:

- * The regulations regarding mix of federations as in the boxes marked * are waived if the event is a Swiss System tournament in which the competitors include at least 20 FIDE Rated players, not from the host federation, from at least 3 federations, at least 10 of whom hold GM, IM, WGM or WIM titles. See 1.4.6.c concerning the rating floor of the lowest rated opponent.

| 9 rounds | GM | IM | WGM | WIM |
|---------------------------|-----------|-----------|------------|------------|
| Different MO | 3 GM | 3 IM | 3 WGM | 3 WIM |
| *Min. other feds. | 2 | 2 | 2 | 2 |
| Rating floor for 1 player | 2200 | 2050 | 2000 | 1850 |
| Different TH | 5 | 5 | 5 | 5 |
| Max. number unrated | 2 | 2 | 2 | 2 |
| *Max. from 1 fed. | 6 | 6 | 6 | 6 |
| *Max. from own fed. | 5 | 5 | 5 | 5 |
| 7 | 2380-2433 | 2230-2283 | 2180-2233 | 2030-2083 |
| 6½ | 2434-2474 | 2284-2324 | 2234-2274 | 2084-2124 |
| 6 | 2475-2519 | 2325-2369 | 2275-2319 | 2125-2169 |
| 5½ | 2520-2556 | 2370-2406 | 2320-2356 | 2170-2206 |
| 5 | 2557-2599 | 2407-2449 | 2357-2399 | 2207-2249 |
| 4½ | 2600-2642 | 2450-2492 | 2400-2442 | 2250-2292 |
| 4 | 2643-2679 | 2493-2529 | 2443-2479 | 2293-2329 |
| 3½ | ≥2680 | ≥2530 | ≥2480 | ≥2330 |
| | | | | |

For 10 rounds or more it is possible that deleting a game that has been won could be advantageous.

SR refers to single round and **DR** to double round events.

| 10 rounds | GM | | IM | | WGM | | WIM | |
|---------------------------|-----------|-----------|-----------|-----------|------------|-----------|------------|-----------|
| Different MO | 4 GM | | 4 IM | | 4 WGM | | 4 WIM | |
| *Min. other feds. | 2 | | 2 | | 2 | | 2 | |
| Rating floor for 1 player | 2200 | | 2050 | | 2000 | | 1850 | |
| | SR | DR | SR | DR | SR | DR | SR | DR |
| Different TH | 5 | 3 | 5 | 3 | 5 | 3 | 5 | 3 |
| Max. number unrated | 2 | 1 | 2 | 1 | 2 | 1 | 2 | 1 |
| *Max. from 1 fed. | 6 | 3 | 6 | 3 | 6 | 3 | 6 | 3 |
| *Max. from own fed. | 6 | 3# | 6 | 3# | 6 | 3# | 6 | 3# |
| 8 | 2380-2406 | | 2230-2256 | | 2180-2206 | | 2030-2056 | |
| 7½ | 2407-2450 | | 2257-2300 | | 2207-2250 | | 2057-2100 | |
| 7 | 2451-2489 | | 2301-2339 | | 2251-2289 | | 2101-2139 | |
| 6½ | 2490-2527 | | 2340-2377 | | 2290-2327 | | 2140-2177 | |

| | | | | |
|----|-----------|-----------|-----------|-----------|
| 6 | 2528-2563 | 2378-2413 | 2328-2363 | 2178-2213 |
| 5½ | 2564-2599 | 2414-2449 | 2364-2399 | 2214-2249 |
| 5 | 2600-2635 | 2450-2485 | 2400-2435 | 2250-2285 |
| 4½ | 2636-2671 | 2486-2521 | 2436-2471 | 2286-2321 |
| 4 | 2672-2709 | 2522-2559 | 2472-2509 | 2322-2359 |
| 3½ | ≥2710 | ≥2560 | ≥2510 | ≥2360 |

If there were 4 players from 1 federation out of the 6 contestants, neither of the other 2 players would be able to gain a title norm. This would be satisfactory if, for example, both were GMs.

| 11 rounds | GM | IM | WGM | WIM |
|---------------------------|-----------|-----------|------------|------------|
| Different MO | 4 GM | 4 IM | 4 WGM | 4 WIM |
| *Min. Other feds. | 2 | 2 | 2 | 2 |
| Rating floor for 1 player | 2200 | 2050 | 2000 | 1850 |
| Different TH | 6 | 6 | 6 | 6 |
| Max. number unrated | 2 | 2 | 2 | 2 |
| *Max. from 1 fed. | 7 | 7 | 7 | 7 |
| *Max. from own fed. | 6 | 6 | 6 | 6 |
| 9 | 2380-2388 | 2230-2238 | 2180-2188 | 2030-2038 |
| 8½ | 2389-2424 | 2239-2274 | 2189-2224 | 2039-2074 |
| 8 | 2425-2466 | 2275-2316 | 2225-2266 | 2075-2116 |
| 7½ | 2467-2497 | 2317-2347 | 2267-2297 | 2117-2147 |
| 7 | 2498-2534 | 2348-2384 | 2298-2334 | 2148-2184 |
| 6½ | 2535-2563 | 2385-2413 | 2335-2363 | 2185-2213 |
| 6 | 2564-2599 | 2414-2449 | 2364-2399 | 2214-2249 |
| 5½ | 2600-2635 | 2450-2485 | 2400-2435 | 2250-2285 |
| 5 | 2636-2664 | 2486-2514 | 2436-2464 | 2286-2314 |
| 4½ | 2665-2701 | 2515-2551 | 2465-2501 | 2315-2351 |
| 4 | ≥2702 | ≥2552 | ≥2502 | ≥2352 |

SR refers to single round and **DR** to double round events.

| 12 rounds | GM | | IM | | WGM | | WIM | |
|---------------------------|-----------|-----------|-----------|-----------|------------|-----------|------------|-----------|
| Different MO | 4 GM | | 4 IM | | 4 WGM | | 4 WIM | |
| *Min. Other feds. | 2 | | 2 | | 2 | | 2 | |
| Rating floor for 1 player | 2200 | | 2050 | | 2000 | | 1850 | |
| | S | DR | SR | DR | SR | DR | SR | DR |
| | R | | | | | | | |

| | | | | | | | | |
|---------------------|-----------|----|-----------|----|-----------|----|-----------|----|
| Different TH | 6 | 3 | 6 | 3 | 6 | 3 | 6 | 3 |
| Max. number unrated | 2 | 1 | 2 | 1 | 2 | 1 | 2 | 1 |
| *Max. from 1 fed. | 8 | 4 | 8 | 4 | 8 | 4 | 8 | 4 |
| *Max. from own fed. | 7 | 3# | 7 | 3# | 7 | 3# | 7 | 3# |
| 9½ | 2380-2406 | | 2230-2256 | | 2180-2206 | | 2030-2056 | |
| 9 | 2407-2441 | | 2257-2291 | | 2207-2241 | | 2057-2091 | |
| 8½ | 2442-2474 | | 2292-2324 | | 2242-2274 | | 2092-2124 | |
| 8 | 2475-2504 | | 2325-2354 | | 2275-2304 | | 2125-2154 | |
| 7½ | 2505-2542 | | 2355-2392 | | 2305-2342 | | 2155-2192 | |
| 7 | 2543-2570 | | 2393-2420 | | 2343-2370 | | 2193-2220 | |
| 6½ | 2571-2599 | | 2421-2449 | | 2371-2399 | | 2221-2249 | |
| 6 | 2600-2628 | | 2450-2478 | | 2400-2428 | | 2250-2278 | |
| 5½ | 2629-2656 | | 2479-2506 | | 2429-2456 | | 2279-2306 | |
| 5 | 2657-2686 | | 2507-2536 | | 2457-2486 | | 2307-2336 | |
| 4½ | ≥2687 | | ≥2537 | | ≥2487 | | ≥2337 | |

If there were 4 players from 1 federation out of the 7 contestants, none of the other 3 players would be able to gain a title norm. This would be satisfactory if, for example, all were GMs.

| 13 rounds | GM | IM | WGM | WIM |
|---------------------------|-----------|-----------|------------|------------|
| Different MO | 5 GM | 5 IM | 5 WGM | 5 WIM |
| *Min. other feds. | 2 | 2 | 2 | 2 |
| Rating floor for 1 player | 2200 | 2050 | 2000 | 1850 |
| Different TH | 7 | 7 | 7 | 7 |
| Max. number unrated | 2 | 2 | 2 | 2 |
| *Max. from 1 fed. | 8 | 8 | 8 | 8 |
| *Max. from own fed. | 7 | 7 | 7 | 7 |
| 10½ | 2380-2388 | 2230-2238 | 2180-2188 | 2030-2038 |
| 10 | 2389-2424 | 2239-2274 | 2189-2224 | 2039-2074 |
| 9½ | 2425-2458 | 2275-2308 | 2225-2258 | 2075-2108 |
| 9 | 2459-2489 | 2309-2339 | 2259-2289 | 2109-2139 |
| 8½ | 2490-2512 | 2340-2362 | 2290-2312 | 2140-2162 |
| 8 | 2513-2542 | 2363-2392 | 2313-2342 | 2163-2192 |
| 7½ | 2543-2570 | 2393-2420 | 2343-2370 | 2193-2220 |
| 7 | 2571-2599 | 2421-2449 | 2371-2399 | 2221-2249 |
| 6½ | 2600-2628 | 2450-2478 | 2400-2428 | 2250-2278 |

| | | | | |
|----|-----------|-----------|-----------|-----------|
| 6 | 2629-2656 | 2479-2506 | 2429-2456 | 2279-2306 |
| 5½ | 2657-2686 | 2507-2536 | 2457-2486 | 2307-2336 |
| 5 | ≥2687 | ≥2537 | ≥2487 | ≥2337 |

| 14 rounds counts as 13 rounds | GM | | IM | | WGM | | WIM | |
|--------------------------------------|-------------------|-----------|-----------|-----------|------------|-----------|------------|-----------|
| Different MO | 5 GM 3GM if DR | | 5 IM | | 5 WGM | | 5 WIM | |
| Min. other feds. | 2 | | 2 | | 2 | | 2 | |
| Rating floor for 1 player | 2200 | | 2050 | | 2000 | | 1850 | |
| | SR | DR | SR | DR | SR | DR | SR | DR |
| Different TH | 7 | 4 | 7 | 4 | 7 | 4 | 7 | 4 |
| *Max unrated | 3 | 1 | 3 | 1 | 3 | 1 | 3 | 1 |
| *Max. from 1 fed. | 9 | 4 | 9 | 4 | 9 | 4 | 9 | 4 |
| *Max. from own fed. | 8 | 4# | 8 | 4# | 8 | 4# | 8 | 4# |
| 11 | 2380-2406 | | 2230-2256 | | 2180-2206 | | 2030-2056 | |
| 10½ | 2407-2441 | | 2257-2291 | | 2207-2241 | | 2057-2091 | |
| 10 | 2442-2466 | | 2292-2316 | | 2242-2266 | | 2092-2116 | |
| 9½ | 2467-2497 | | 2317-2347 | | 2267-2297 | | 2117-2147 | |
| 9 | 2498-2519 | | 2348-2369 | | 2298-2319 | | 2148-2169 | |
| 8½ | 2520-2549 | | 2370-2399 | | 2320-2349 | | 2170-2199 | |
| 8 | 2550-2570 | | 2400-2420 | | 2350-2370 | | 2200-2220 | |
| 7½ | 2571-2599 | | 2421-2449 | | 2371-2399 | | 2221-2249 | |
| 7 | 2600-2628 | | 2450-2478 | | 2400-2428 | | 2250-2278 | |
| 6½ | 2629-2649 | | 2479-2499 | | 2429-2449 | | 2279-2299 | |
| 6 | 2650-2679 | | 2500-2529 | | 2450-2479 | | 2300-2329 | |
| 5½ | 2680-2701 | | 2530-2551 | | 2480-2501 | | 2330-2351 | |
| 5 | ≥2702 | | ≥2552 | | ≥2502 | | ≥2352 | |

If there were 5 players from 1 federation out of the 8 contestants, none of the other 3 players would be able to gain a title norm. This would be fine if, for example, all were GMs.

| 15 rounds counts as 13 rounds | GM | IM | WGM | WIM |
|--------------------------------------|-----------|-----------|------------|------------|
| Different MO | 5 GM | 5 IM | 5 WGM | 5 WIM |
| *Min. other feds. | 2 | 2 | 2 | 2 |

| | | | | |
|---------------------------|-----------|-----------|-----------|-----------|
| Rating floor for 1 player | 2200 | 2050 | 2000 | 1850 |
| Different TH | 8 | 8 | 8 | 8 |
| max unrated | 3 | 3 | 3 | 3 |
| Max. from 1 fed. | 10 | 10 | 10 | 10 |
| Max. from own fed. | 9 | 9 | 9 | 9 |
| 12 | 2380-2388 | 2230-2238 | 2180-2188 | 2030-2038 |
| 11½ | 2389-2424 | 2239-2274 | 2189-2224 | 2039-2074 |
| 11 | 2425-2450 | 2275-2300 | 2225-2250 | 2075-2100 |
| 10½ | 2451-2474 | 2301-2324 | 2251-2274 | 2101-2124 |
| 10 | 2475-2504 | 2325-2354 | 2275-2304 | 2125-2154 |
| 9½ | 2505-2527 | 2355-2377 | 2305-2327 | 2155-2177 |
| 9 | 2528-2549 | 2378-2399 | 2328-2349 | 2178-2199 |
| 8½ | 2550-2578 | 2400-2428 | 2350-2378 | 2200-2228 |
| 8 | 2579-2599 | 2429-2449 | 2379-2399 | 2229-2249 |
| 7½ | 2600-2620 | 2450-2470 | 2400-2420 | 2250-2270 |
| 7 | 2621-2649 | 2471-2499 | 2421-2449 | 2271-2299 |
| 6½ | 2650-2671 | 2500-2521 | 2450-2471 | 2300-2321 |
| 6 | 2672-2694 | 2522-2544 | 2472-2494 | 2322-2344 |
| 5½ | ≥2695 | ≥2545 | ≥2495 | ≥2345 |

| | | | | | | | | |
|--------------------------------------|--------------------|-----------|-----------|-----------|------------|-----------|------------|-----------|
| 16 rounds counts as 13 rounds | GM | | IM | | WGM | | WIM | |
| Different MO | 6 GM 3 GM if DR | | 6 IM | | 6 WGM | | 6 WIM | |
| Min. other feds. | 2 | | 2 | | 2 | | 2 | |
| Rating floor for 1 player | 2200 | | 2050 | | 2000 | | 1850 | |
| | SR | DR | SR | DR | SR | DR | SR | DR |
| Different TH | 8 | 4 | 8 | 4 | 8 | 4 | 8 | 4 |
| *Max unrated | 3 | 1 | 3 | 1 | 3 | 1 | 3 | 1 |
| *Max. from 1 fed. | 10 | 5 | 10 | 5 | 10 | 5 | 10 | 5 |
| *Max. from own fed. | 9 | 4 | 9 | 4 | 9 | 4 | 9 | 4 |
| 12½ | 2380-2406 | | 2230-2256 | | 2180-2206 | | 2030-2056 | |
| 12 | 2407-2433 | | 2257-2283 | | 2207-2233 | | 2057-2083 | |
| 11½ | 2434-2458 | | 2284-2308 | | 2234-2258 | | 2084-2108 | |

| | | | | |
|-----|-----------|-----------|-----------|-----------|
| 11 | 2459-2482 | 2309-2332 | 2259-2282 | 2109-2132 |
| 10½ | 2483-2504 | 2333-2354 | 2283-2304 | 2133-2154 |
| 10 | 2505-2534 | 2355-2384 | 2305-2334 | 2155-2184 |
| 9½ | 2535-2556 | 2385-2406 | 2335-2356 | 2185-2206 |
| 9 | 2557-2578 | 2407-2428 | 2357-2378 | 2207-2228 |
| 8½ | 2579-2599 | 2429-2449 | 2379-2399 | 2229-2249 |
| 8 | 2600-2620 | 2450-2470 | 2400-2420 | 2250-2270 |
| 7½ | 2621-2642 | 2471-2492 | 2421-2442 | 2271-2292 |
| 7 | 2643-2664 | 2493-2514 | 2443-2464 | 2293-2314 |
| 6½ | 2665-2686 | 2515-2536 | 2465-2486 | 2315-2336 |
| 6 | ≥2687 | ≥2537 | ≥2487 | ≥2337 |

| 17 rounds counts as 13 rounds | GM | IM | WGM | WIM |
|--------------------------------------|-----------|-----------|------------|------------|
| Different MO | 6 GM | 6 IM | 6 WGM | 6 WIM |
| *Min. other feds. | 2 | 2 | 2 | 2 |
| Rating floor for 1 player | 2200 | 2050 | 2000 | 1850 |
| Different TH | 9 | 9 | 9 | 9 |
| Max unrated | 3 | 3 | 3 | 3 |
| Max. from 1 fed. | 11 | 11 | 11 | 11 |
| Max. from own fed. | 10 | 10 | 10 | 10 |
| 13½ | 2380-2397 | 2230-2247 | 2180-2197 | 2030-2047 |
| 13 | 2398-2415 | 2248-2265 | 2198-2215 | 2048-2065 |
| 12½ | 2416-2441 | 2266-2291 | 2216-2241 | 2066-2091 |
| 12 | 2442-2466 | 2292-2316 | 2242-2266 | 2092-2116 |
| 11½ | 2467-2489 | 2317-2339 | 2267-2289 | 2117-2139 |
| 11 | 2490-2512 | 2340-2362 | 2290-2312 | 2140-2162 |
| 10½ | 2513-2534 | 2363-2384 | 2313-2334 | 2163-2184 |
| 10 | 2535-2556 | 2385 2406 | 2335-2356 | 2185-2206 |
| 9½ | 2557-2578 | 2407-2428 | 2357-2378 | 2207-2228 |
| 9 | 2579-2599 | 2429-2449 | 2379-2399 | 2229-2249 |
| 8½ | 2600-2620 | 2450-2470 | 2400-2420 | 2250-2270 |
| 8 | 2621-2642 | 2471-2492 | 2421-2442 | 2271-2292 |
| 7½ | 2643-2664 | 2493-2514 | 2443-2464 | 2293-2314 |
| 7 | 2665-2686 | 2515-2536 | 2465-2486 | 2315-2336 |
| 6½ | ≥2687 | ≥2537 | ≥2487 | ≥2337 |

| 18 rounds counts as 13 rounds | GM | | IM | | WGM | | WIM | |
|--|--------------------|-----------|-----------|-----------|------------|-----------|------------|-----------|
| Different MO | 6 GM 3 GM if DR | | 6 IM | | 6 WGM | | 6 WIM | |
| Min. other feds. | 2 | | 2 | | 2 | | 2 | |
| Rating floor for 1 player | 2200 | | 2050 | | 2000 | | 1850 | |
| | SR | DR | SR | DR | SR | DR | SR | DR |
| Different TH | 9 | 5 | 9 | 5 | 9 | 5 | 9 | 5 |
| *Max unrated | 3 | 1 | 3 | 1 | 3 | 1 | 3 | 1 |
| *Max. from 1 fed. | 12 | 6 | 12 | 6 | 12 | 6 | 12 | 6 |
| *Max. from own fed. | 10 | 5 | 10 | 5 | 10 | 5 | 10 | 5 |
| 14 | 2380-2406 | | 2230-2256 | | 2180-2206 | | 2030-2056 | |
| 13½ | 2407-2433 | | 2257-2283 | | 2207-2233 | | 2057-2083 | |
| 13 | 2434-2458 | | 2284-2308 | | 2234-2258 | | 2084-2108 | |
| 12½ | 2459-2474 | | 2309-2324 | | 2259-2274 | | 2109-2124 | |
| 12 | 2475-2497 | | 2325-2347 | | 2275-2297 | | 2125-2147 | |
| 11½ | 2498-2519 | | 2348-2369 | | 2298-2319 | | 2148-2169 | |
| 11 | 2520-2542 | | 2370-2392 | | 2320-2342 | | 2170-2192 | |
| 10½ | 2543-2556 | | 2393-2406 | | 2343-2356 | | 2193-2206 | |
| 10 | 2557-2578 | | 2407-2428 | | 2357-2378 | | 2207-2228 | |
| 9½ | 2579-2599 | | 2429-2449 | | 2379-2399 | | 2229-2249 | |
| 9 | 2600-2620 | | 2450-2470 | | 2400-2420 | | 2250-2270 | |
| 8½ | 2621-2642 | | 2471-2492 | | 2421-2442 | | 2271-2292 | |
| 8 | 2643-2656 | | 2493-2506 | | 2443-2456 | | 2293-2306 | |
| 7½ | 2657-2679 | | 2507-2529 | | 2457-2479 | | 2307-2329 | |
| 7 | 2680-2701 | | 2530-2551 | | 2480-2501 | | 2330-2351 | |
| 6½ | ≥2702 | | ≥2552 | | ≥2502 | | ≥2352 | |

| 19 rounds counts as 13 rounds | GM | | IM | | WGM | | WIM | |
|--|-----------|--|-----------|--|------------|--|------------|--|
| Different MO | 7 GM | | 7 IM | | 7 WGM | | 7 WIM | |
| *Min. other feds. | 2 | | 2 | | 2 | | 2 | |

| | | | | |
|---------------------------|-----------|-----------|-----------|-----------|
| Rating floor for 1 player | 2200 | 2050 | 2000 | 1850 |
| Different TH | 10 | 10 | 10 | 10 |
| Max unrated | 4 | 4 | 4 | 4 |
| Max. from 1 fed. | 12 | 12 | 12 | 12 |
| Max. from own fed. | 11 | 11 | 11 | 11 |
| 15 | 2380-2397 | 2230-2247 | 2180-2197 | 2030-2047 |
| 14½ | 2398-2415 | 2248-2265 | 2198-2215 | 2048-2065 |
| 14 | 2416-2441 | 2266-2291 | 2216-2241 | 2066-2091 |
| 13½ | 2442-2466 | 2292-2316 | 2242-2266 | 2092-2116 |
| 13 | 2467-2482 | 2317-2332 | 2267-2282 | 2117-2132 |
| 12½ | 2483-2504 | 2333-2354 | 2283-2304 | 2133-2154 |
| 12 | 2505-2519 | 2355-2369 | 2305-2319 | 2155-2169 |
| 11½ | 2520-2542 | 2370-2392 | 2320-2342 | 2170-2192 |
| 11 | 2543-2563 | 2393-2413 | 2343-2363 | 2193-2213 |
| 10½ | 2564-2578 | 2414-2428 | 2364-2378 | 2214-2228 |
| 10 | 2579-2599 | 2429-2449 | 2379-2399 | 2229-2249 |
| 9½ | 2600-2620 | 2450-2470 | 2400-2420 | 2250-2270 |
| 9 | 2621-2635 | 2471-2485 | 2421-2435 | 2271-2285 |
| 8½ | 2636-2656 | 2486-2506 | 2436-2456 | 2286-2306 |
| 8 | 2657-2679 | 2507-2529 | 2457-2479 | 2307-2329 |
| 7½ | 2680-2694 | 2530-2544 | 2480-2494 | 2330-2344 |
| 7 | ≥2695 | ≥2545 | ≥2495 | ≥2345 |

1.8 Title Tournament Certificates

The Chief Arbiter must prepare in quadruplicate certificates of title results achieved. These copies must be provided to the player, the player's federation, the organizing federation and the FIDE Office. The player is recommended to ask the Chief Arbiter for the certificate before leaving the tournament.

The Chief Arbiter is responsible for that TRF file must be submitted to FIDE.

1.9 Submission of Reports on Title Tournaments

Such tournaments must be registered as in 1.11.

1.91 The end of a tournament is the date of the last round and the deadline for submitting the tournament shall be calculated from that date.

1.92 The Chief Arbiter of a FIDE registered tournament has to provide the tournament report (TRF file) within 7 days after the end of the tournament to the Rating Officer of the federation where the tournament took place. The Rating Officer shall be responsible for uploading the TRF file to the FIDE Rating Server not later than 30 days after the end of the tournament.

1.93 Reports sent in more than 90 days late will not be accepted for rating or title purposes.

Table for Penalties for Late Submission of Tournament Reports

| Type/Level of Tournament | Within 30 days | Within 60 days | Within 90 days | No Submission within 90 days |
|--|-------------------|----------------|----------------|--|
| Swiss System – Individual and Team; Other Formats of Average Rating <2300 | 1 euro per player | 100% Surcharge | 200% Surcharge | 300% Surcharge and subject to investigation and recommendation of additional penalties by QC |
| Other Formats of Average Rating <2400 | 60 euro | | | |
| Other Formats of Average Rating <2500 | 90 euro | | | |
| Other Formats of Average Rating <2600 | 120 euro | | | |

| | | | | |
|--|----------|--|--|--|
| Other Formats of Average Rating 2600 and > | 150 euro | | | |
|--|----------|--|--|--|

- 1.94 Reports shall include a database of at least those games played by players who achieved title results.

1.10 Application Procedure for Players' Titles

1.10a Registration of Direct Titles

The Chief Arbiter sends the results to the FIDE Office. The FIDE Office together with the QC Chairman creates a list of possible titles. The federations concerned are informed by the FIDE Office. If the federation agrees to apply for the title, then the title is confirmed.

1.10b Titles by application

The application must be sent and signed by the player's federation. If the player's federation refuses to apply, the player can appeal to FIDE and apply (and pay) for the title himself.

All the certificates have to be signed by the chief arbiter of the tournament and by the federation responsible for the tournament.

2. Application Forms for titles are annexed hereto. They are:

| Title | Norm Forms | Application Forms |
|-----------------------------|------------|-------------------|
| Certificate of Title Result | IT1 | IT2 |
| Tournament Report Form | IT3 | |

- 2.1 Applications for these titles must be prepared on these forms and all the information required supplied together with the application:
GM; IM; WGM; WIM - IT2, IT1s, each with cross-tables
- 2.2 Applications must be submitted to FIDE by the federation of the applicant. The national federation is responsible for the fee.
- 2.3 There is a 60-day deadline in order for the applications to be considered properly. There is a 50% surcharge for applications to be considered in a shorter time-scale than this. Those arriving during the Presidential Board, Executive Board or General Assembly shall be charged a 100% supplement. Exception: the surcharge may be waived, if the last norm was achieved so late

that the time limit could not be observed.

- 2.4 All applications together with full details must be posted on the FIDE website for a minimum of 60 days prior to finalization. This is in order for any objections to be lodged.

07/2014

DIRECT TITLES : Gold = first after tiebreak; 1st equal = best 3 players after tiebreak; norm = 9 games (unless otherwise specified)

Continental & Regional = Continental & maximum 3 regional events per continent.

Sub-Continental Individual = include Arab, ASEAN, Zonals & Sub-zonals (to establish qualifiers to World Cup or World Championship)

Table 1.24a

| EVENT | WGM | WIM | WFM | WCM |
|---------------------------|---|---|----------------------------|--|
| Women's World | Reaching last 8 - title | Qualifying through play - title | | |
| Olympiad | Min 9 games WGM norm – 20 game norm; Min 9 games WGM performance – 13 game norm | Min 9 games WIM norm – 20 game norm; Min 9 games WIM performance – 13 game norm | 65% in min 9 games - title | 50% in min 7 games - title |
| World Team | as in Olympiad | as in Olympiad | 65% in min 7 games - title | 50% in min 7 games – title |
| World Amateur | | | Gold - title | 1 st equal, Silver & Bronze - title |
| World >65; >50 Individual | Gold – title; | 1 st equal – title; | | |
| World U20 | 1 st equal – norm | Silver & Bronze - title | | |
| World U18 | Gold – norm | 1 st equal – title; Silver & Bronze – norm | Silver & Bronze - title | |

| | | | | |
|---------------------------------|--|---|-------------------------------|---|
| World U16 | | Gold – title; 1 st equal – norm | Silver & Bronze - title | |
| World U14 | | Gold – norm | 1 st equal – title | Silver & Bronze – title |
| World U12 | | | 1 st equal – title | Silver & Bronze – title |
| World Schools U17; U15; U13 | | | | 1 st equal, Silver & Bronze - title |
| World U10; U8 | | | | |
| World Schools U11; U9; U7 | | | | |
| Continental Team | as in Olympiad | as in Olympiad | 65% in min 7 games - title | 50% in min 7 games – title |
| Continental Individual | Gold – title; 1 st equal - norm | 1 st equal – title; Silver & Bronze - title | | |
| Continental >65; >50 Individual | Gold – norm | 1 st equal – title; Silver & Bronze – norm | Silver & Bronze – title | |
| Continental & Regional U20 | | Gold – title; 1 st equal – norm | Silver & Bronze – title | |
| Continental & Regional U18 | | Gold – norm | 1 st equal – title | Silver & Bronze – title |
| Continental & Regional U16 | | | Gold – title | Silver & Bronze – title |
| Cont. & Regional U14; U12 | | | | 1 st equal, Silver & Bronze - title |
| Cont. Schools U17; U15; U13 | | | | |
| Continental Amateur | | | | |
| Cont. & Regional U10; U8 | | | | |
| Cont. Schools U11; U9; U7 | | | | |
| Sub-Continental Individual | | 1 st equal – title; Silver & Bronze – norm | 65% in min 9 games - title | 50% in min 9 games - title |
| Commonwealth Individual | | 1 st equal – title; Silver & Bronze – norm | Silver & Bronze - title | |

Table 1.24b

| EVENT | GM | IM | FM | CM |
|--------------------------------|--|---|---|--|
| World Cup | Reaching last 16 - title | Qualification through play - title | | |
| Women's World | Winner – title; Finalist - norm | Finalist - title | | |
| Olympiad | Min 9 games GM norm – 20 game norm; Min 9 games GM performance – 13 game norm | Min 9 games IM norm – 20 game norm; Min 9 games IM performance – 13 game norm | 65% in min 9 games - title | 50% in min 7 games - title |
| World Team | as in Olympiad | as in Olympiad | 65% in min 7 games - title Gold - title | 50% in min 7 games – title 1 st equal, Silver & Bronze - title |
| World Amateur | | | | |
| World >65; >50 Individual | Gold – title; | 1 st equal – title; | | |
| World U20 | 1 st equal – norm | Silver & Bronze - title | | |
| World U18 | Gold – norm | 1 st equal – title; Silver & Bronze – norm | Silver & Bronze - title | |
| World U16 | | Gold – title; 1 st equal – norm | Silver & Bronze - title | |
| World U14 | | Gold – norm | 1 st equal – title | Silver & Bronze – title |
| World U12 | | | 1 st equal – title | Silver & Bronze – title |
| World Schools U17; U15; U13 | | | | |
| World U10; U8 | | | | 1 st equal, Silver & |

| | | | | |
|---------------------------------|---|---|-------------------------------|--|
| World Schools U11; U9; U7 | | | | Bronze - title |
| Continental Team | as in Olympiad | as in Olympiad | 65% in min 7 games - title | 50% in min 7 games - title |
| Continental Individual | Gold – title; 1 st equal - norm | 1 st equal – title; Silver & Bronze - title | | |
| Continental >65; >50 Individual | Gold – norm | 1 st equal – title; Silver & Bronze – norm | Silver & Bronze – title | |
| Continental & Regional U20 | | Gold – title; 1 st equal – norm | Silver & Bronze – title | |
| Continental & Regional U18 | | Gold – norm | 1 st equal – title | Silver & Bronze – title |
| Continental & Regional U16 | | | Gold – title | Silver & Bronze – title |
| Cont. & Regional U14; U12 | | | | 1 st equal, Silver & Bronze - title |
| Cont. Schools U17; U15; U13 | | | | |
| Continental Amateur | | | | |
| Cont. & Regional U10; U8 | | | | |
| Cont. Schools U11; U9; U7 | | | | |
| Sub-Continental Individual | | 1 st equal – title; Silver & Bronze – norm | 65% in min 9 games - title | 50% in min 9 games - title |
| Commonwealth Individual | | 1 st equal – title; Silver & Bronze – norm | Silver & Bronze - title | |

Guideline for checking if a players' result is a valid title norm:

In a 13 round Swiss tournament a player from Hungary played the following opponents with the relevant results and is looking for a GM norm:

| | | | |
|-----------------|-----|------|-----|
| 1. CM Alfred | GER | 2383 | 1 |
| 2. GM Bernhard | ENG | 2508 | 0,5 |
| 3. Christian | GER | 2573 | 0 |
| 4. David | AUT | 2180 | 1 |
| 5. GM Evgeny | RUS | 2598 | 1 |
| 6. GM Friedrich | GER | 2568 | 0 |
| 7. Georg | GER | 2070 | 1 |
| 8. IM Herbert | GER | 2483 | 1 |
| 9. Igor | RUS | 2497 | 1 |
| 10. Konrad | GER | 2561 | 0,5 |
| 11. FM Ludwig | GER | 2440 | 1 |
| 12. IM Manfred | GER | 2479 | 0,5 |
| 13. GM Norbert | GER | 2492 | 0,5 |

1. Calculate the performance 'R_p' of the player

$$R_p = R_a + d_p \text{ (see the table in art. 1.48)}$$

R_a = Average rating of opponents + rating difference „d_p“

The average rating of his opponents is 2449. There are two low rated players, David in round 4 and Georg in round 7. According to article 1.46c for one player, the lowest rated one, the adjusted rating floor may be used for calculation. For a GM norm it is 2200. If we raise the rating of George from 2070 to 2200 it gives an average rating 2459.

The player scored 9 points from 13 games, 69%, which gives d_p = 141.

2459 + 141 = 2600. The players' performance insufficient for a GM norm.

2. Check the titles of the opponents – see art. 1.45.

At least 50% of the opponents shall be title-holders; CM and WCM are not counted. There are 4 GM, 2 IM and 1 FM, 7 title holders are more than 50 %.

For a GM norm at least 1/3 with a minimum 3 of the opponents must be GMs. This criteria is fulfilled, he should have 5 GMs.

3. Check the federations of the opponents – see art. 1.43 and 1.44.

At least two federations other than that of the title applicant must be included and there are four such federations, GER, ENG, AUT and RUS.

A maximum of 3/5 of the opponents may come from the applicant's federation and a maximum of 2/3 of the opponents from one federation.

9 opponents are coming from GER. Max. 2/3 may come from one federation.

Therefore the foreigner condition is fulfilled.

4. Check if some exceptions are valid – see art. 1.42e and 1.43e.

1.43e : The foreigner rule is not valid for Swiss System tournaments in which at least 20 FIDE rated players, not from the host federation, are included, from at least 3 federations, at least 10 of whom hold GM, IM, WGM or WIM titles. When applying for the title at least one of the norms has to be achieved under normal foreigner requirement.

1.42e: A player may ignore his game(s) against any opponents he has defeated, provided he has met the required mix of opponents, and provided that this leaves him with at least the minimum number of games as in 1.41, against the required mix of opponents.

If the win against Georg is deleted we remain with 8 points from 12 games, average rating is 2480. As for a 67% result $d_p = 125$ we have a performance of 2605, sufficient for a GM norm.

Furthermore the player had 5 GMs and enough title holders. The title criteria are fulfilled.

Out of 12 opponents only 8 are coming from Germany, this criterion is fulfilled as well.

Now we have a valid GM title norm.

Some more examples of title norms:

(1). In an 11 round tournament a player finished with the following result
9 points

average rating of opponents is 2376

he played 4 GM and 2 FM

his lowest rated opponents had 2140 (a win) and 2160 (a draw)

9 points, 4 GM and 6 title holders from 11 opponents are sufficient for a GM norm.

For a GM norm the average rating of opponents is too low. It should be 2380 – see 1.49
Following the article 1.46.c the rating of one player may be raised to the adjusted rating floor for a GM norm, which is 2200. Using this adjustment the average rating of opponents now is 2381 and the GM norm is valid.

Another possibility gives article 1.42e:

The player may ignore a game against any opponent he had defeated, provided he has met the required mix of opponents, and provided that this leaves him with at least the minimum number of games as in 1.41, against the required mix of opponents.

If we delete the game against the player with the rating of 2140 the player had 8 points from 10 games and an average rating of 2400. The GM norm is fulfilled.

Now we have to check the federations of the opponents – see article 1.43. Only 6 opponents may come from the players' federation, only 7 opponents may come from one federation.

(2). In a women tournament, scheduled for 9 rounds, a player from Russia has after 8 rounds the following result

6 points

average rating of opponents is 2165

she played 2 WGM, 1 WIM and 2 WFM

6 of her opponents came from Germany and 2 from England

For a WGM norm she needs 7 points, and average rating of her opponents of 2180 or more and 3 WGMs. The number of title holders is already sufficient. Up to now she had 6 opponents from Germany, which is the maximum number coming from one federation.

In order to achieve this WGM norm for the last round she needs a third WGM having a rating of at least 2311, which is not from Germany, and she has to win.

(3). A player from Armenia, who has the IM title, participates in a 9 rounds Swiss System Tournament, has the following results against his 8 opponents and before the start of the last round asks the Arbiter what shall be his result of the last round so that he will achieve a norm for GM :

| | |
|--------------------|-----|
| 1. (NOR), GM, 2470 | 0 |
| 2. (GEO), - , 2150 | 1 |
| 3. (GER), - , 2410 | 1 |
| 4. (ARM), IM, 2570 | 0 |
| 5. (GEO), - , 2340 | 1 |
| 6. (GEO), FM, 2380 | 1 |
| 7. (ARM),GM, 2675 | 0.5 |
| 8. (ENG), IM, 2540 | 1 |
| 9. (USA), GM, 2695 | ?? |

(i). We check the requirements for the GM title:

(a). Games: He will have played 9 games (9 are required). So it is o.k.

(b). Title holders (TH): He has 6 TH in 9 opponents. It is more than 50%. So it is o.k.

(c). Unrated opponents: None: $0 < 2$. So it is o.k.

(d). Federations: (i) max 2/3 from one Fed.: 3 out of 9(GEO) : $3/9 < 2/3$. Then it is o.k.

(ii) max 3/5 from own Fed : 2 out of 9 (ARM)) : $2/9 < 3/5$. Then it is o.k.

(e). GMs : He met 3 GMs (3 are required). It is o.k.

(ii). We calculate the Average Rating of the Opponents R_a :

(a). First we consider the Rating adjusted floor (it is 2200 for GM norm) for the opponent who is has lower rating than 2200 : 2. (GEO), -, 2150.

(b). We find : $R_a = 22280 : 9 = 2475,55 \text{-----} 2476$

(iii). Using the tables 1.49 for 9 games and GM norm :

For a $R_a = 2476$ the player needs 6 points in 9 games for GM norm. Ha has 5.5 points in 8 games. So HE NEEDS A DRAW in the last round to get his GM norm.

FIDE Rating Regulations

Effective from 1 July 2014

Approved by the 1982 General Assembly, amended by
the General Assemblies of 1984 through 2013

0. Introduction

A game played over the board will be rated by FIDE when it takes place in a FIDE registered tournament and meets all the following requirements.

- 0.1 The following regulations shall be altered by the General Assembly upon recommendation of the Qualification Commission (QC).
Any such changes shall come into effect on 1st July of the year following the decision by the General Assembly. For tournaments, such changes will apply to those starting on or after that date.
- 0.2 The tournaments to be rated shall be pre-registered by the federation that will be responsible for the submission of results and rating fees. The tournament and its playing schedule must be registered one week before the tournament starts. The QC Chairman may refuse to register a tournament. He may also allow a tournament to be rated even though it has been registered less than one week before the tournament starts. Tournaments where norms will be available must be registered 30 days in advance.
- 0.3 All arbiters of a FIDE rated tournament shall be licensed otherwise the tournament shall not be rated.
- 0.4 Tournament reports for all official FIDE and Continental events must be submitted and shall be rated. The Chief Arbiter is responsible for the results submitted.
- 0.5 FIDE reserves the right not to rate a specific tournament. The organizer of the tournament has the right to appeal to the QC. Such an appeal must be made within seven days of communicating the decision.

1. Rate of Play

- 1.1 For a game to be rated each player must have the following minimum periods in which to complete all the moves, assuming the game lasts 60 moves.
Where at least one of the players in the tournament has a rating 2200 or higher, each player must have a minimum of 120 minutes.
Where at least one of the players in the tournament has a rating 1600 or higher, each player must have a minimum of 90 minutes.
Where all the players in the tournament are rated below 1600, each player must have a minimum of 60 minutes.

- 1.2 Games played with all the moves at a rate faster than the above are excluded from the list.
- 1.3 Where a certain number of moves is specified in the first time control, it shall be 40 moves.

2. Laws to be followed

- 2.1 Play must take place according to the FIDE Laws of Chess.

3. Playing Time per Day

- 3.1 There must be no more than 12 hours play in one day. This is calculated based on games that last 60 moves, although games played using increments may last longer.
- 3.2 Players may play in different events on the same day provided they are not played in the same time and the player abides by the restriction of total number of 12 hours play per day (see 3.1)

4. Duration of the Tournament:

- 4.1 For tournaments, a period not greater than 90 days, except:
 - 4.11 Leagues may be rated which last for a period greater than 90 days.
 - 4.12 The QC may approve the rating of tournaments lasting more than 90 days.
 - 4.13 For tournaments lasting more than 90 days, interim results must be reported on a monthly basis.

5. Unplayed Games

- 5.1 Whether these occur because of forfeiture or any other reason, they are not counted. Any game where both players have made at least one move will be rated.

6. Composition of the Tournament

- 6.1 If an unrated player scores zero in his first tournament, his score and that of his opponents against him are disregarded. Otherwise, if an unrated player has played rated games, then this result is included in computing his overall rating.
- 6.2 In a round robin tournament at least one-third of the players must be rated. Subject to this requirement,
 - 6.21 If the tournament has less than 10 players, at least 4 must be rated.
 - 6.22 In a double round-robin tournament with unrated participants, there must be at least 6 players, 4 of whom must be rated.

- 6.23 National Championships played as round-robin shall be rated if at least 3 players (or 2 women in competitions exclusively for women) had official FIDE Ratings before the start of the tournament.
- 6.3 In a Swiss or team event:
- 6.31 For an unrated player's first performance to count, he must score more than 0% against rated opponents. Even one (1) game is counted.
- 6.32 For rated players, only games against rated opponents are counted.
- 6.4 In the case of a round robin tournament where one or more games are unplayed, the results of the tournament must be reported for rating as if for a Swiss System tournament.
- 6.5 Where a match is over a specific number of games, those played after one player has won shall not be rated.
- 6.6 Matches in which one or both of the players are unrated shall not be rated.

7. Official FIDE Rating List

- 7.1 On the first day of each month, the QC shall prepare a list which incorporates the rated play during the rating period into the previous list. This shall be done using the rating system formula.
- 7.11 The rating period (for new players see 7.1.4) is the period where a certain rating list is valid.
- 7.12 The following data will be kept concerning each player whose rating is at least 1000 as of the current list:
FIDE title, Federation, Current Rating, FIDE ID Number, Number of Games rated in the rating period, Date of Birth, Gender and the current value of K for the player.
- 7.13 The closing date for tournaments for a list is 3 days before the date of the list; the tournaments ending before or on that day may be rated on the list.
Official FIDE events may be rated on the list even if they end on the last day before the list date.
- 7.14 A rating for a player new to the list shall be published only if it meets the following criteria:
- 7.14a If based on results obtained under 6.3., a minimum of 5 games.
- 7.14b If based on results obtained under 6.4., a minimum of 5 games played against rated opponents.
- 7.14c The condition of a minimum of 5 games need not be met in one tournament. Results from other tournaments played within consecutive rating periods totalling not more than 26 month, are pooled to obtain the initial rating.
- 7.14d The rating is at least 1000.
- 7.14e The rating is calculated using all his results as if they were played in one tournament (it is not published until he has played at least 5 games) by using all the rating data available.

- 7.2 Players who are not to be included on the list:
- 7.21 Players whose ratings drop below 1000 are listed on the next list as 'delisted'. Thereafter they are treated in the same manner as any other unrated player.
- 7.22 Titled players who are unrated are published in a separate list concurrently with the list of rated players.
- 7.23 Inactive players are considered rated at their most recent published rating for purposes of rating and title results.
- 7.23a A player is considered to commence inactivity if he plays no rated games in a one year period.
- 7.23b A player regains his activity if he plays at least one rated games in a period and he is then listed on the next list.

8. The working of the FIDE Rating System

The FIDE Rating system is a numerical system in which fractional scores are converted to rating differences and vice versa. Its function is to produce scientific measurement information of the best statistical quality.

8.1 The rating scale is an arbitrary one with a class interval set at 200 points. The tables that follow show the conversion of fractional score 'p' into rating difference 'dp'. For a zero or 1.0 score dp is necessarily indeterminate but is shown notionally as 800. The second table shows conversion of difference in rating 'D' into scoring probability 'PD' for the higher 'H' and the lower 'L' rated player respectively. Thus the two tables are effectively mirror-images.

8.1a The table of conversion from fractional score, p, into rating differences, dp

| p | d _p | p | d _p | p | p | d _p | p | d _p | p | d _p | |
|-----|----------------|-----|----------------|-----|-----|----------------|------|----------------|------|----------------|------|
| 1.0 | 800 | .83 | 273 | .66 | 117 | .49 | -7 | .32 | -133 | .15 | -296 |
| .99 | 677 | .82 | 262 | .65 | 110 | .48 | -14 | .31 | -141 | .14 | -309 |
| .98 | 589 | .81 | 251 | .64 | 102 | .47 | -21 | .30 | -149 | .13 | -322 |
| .97 | 538 | .80 | 240 | .63 | 95 | .46 | -29 | .29 | -158 | .12 | -336 |
| .96 | 501 | .79 | 230 | .62 | 87 | .45 | -36 | .28 | -166 | .11 | -351 |
| .95 | 470 | .78 | 220 | .61 | 80 | .44 | -43 | .27 | -175 | .10 | -366 |
| .94 | 444 | .77 | 211 | .60 | 72 | .43 | -50 | .26 | -184 | .09 | -383 |
| .93 | 422 | .76 | 202 | .59 | 65 | .42 | -57 | .25 | -193 | .08 | -401 |
| .92 | 401 | .75 | 193 | .58 | 57 | .41 | -65 | .24 | -202 | .07 | -422 |
| .91 | 383 | .74 | 184 | .57 | 50 | .40 | -72 | .23 | -211 | .06 | -444 |
| .90 | 366 | .73 | 175 | .56 | 43 | .39 | -80 | .22 | -220 | .05 | -470 |
| .89 | 351 | .72 | 166 | .55 | 36 | .38 | -87 | .21 | -230 | .04 | -501 |
| .88 | 336 | .71 | 158 | .54 | 29 | .37 | -95 | .20 | -240 | .03 | -538 |
| .87 | 322 | .70 | 149 | .53 | 21 | .36 | -102 | .19 | -251 | .02 | -589 |

.86 309 .69 141 .52 14 .35 -110 .18 -262 .01 -677
 .85 296 .68 133 .51 7 .34 -117 .17 -273 .00 -800
 .84 284 .67 125 .50 0 .33 -125 .16 -284

8.1b Table of conversion of difference in rating, D, into scoring probability P_D, for the higher, H, and the lower, L, rated player respectively.

| D | | P _D | | D | | P _D | | D | | P _D | |
|--------|-----|----------------|-----|---------|-----|----------------|-----|---------|-----|----------------|-----|
| Rtg | Dif | H | L | Rtg | Dif | H | L | Rtg | Dif | H | L |
| 0-3 | | .50 | .50 | 92-98 | | .63 | .37 | 198-206 | | .76 | .24 |
| 4-10 | | .51 | .49 | 99-106 | | .64 | .36 | 207-215 | | .77 | .23 |
| 11-17 | | .52 | .48 | 107-113 | | .65 | .35 | 216-225 | | .78 | .22 |
| 18-25 | | .53 | .47 | 114-121 | | .66 | .34 | 226-235 | | .79 | .21 |
| 26-320 | | .54 | .46 | 122-129 | | .67 | .33 | 236-245 | | .80 | .20 |
| 33-39 | | .55 | .45 | 130-137 | | .68 | .32 | 246-256 | | .81 | .19 |
| 40-46 | | .56 | .44 | 138-145 | | .69 | .31 | 257-267 | | .82 | .18 |
| 47-53 | | .57 | .43 | 146-153 | | .70 | .30 | 268-278 | | .83 | .17 |
| 54-61 | | .58 | .42 | 154-162 | | .71 | .29 | 279-290 | | .84 | .16 |
| 62-68 | | .59 | .41 | 163-170 | | .72 | .28 | 291-302 | | .85 | .15 |
| 69-76 | | .60 | .40 | 171-179 | | .73 | .27 | 303-315 | | .86 | .14 |
| 77-83 | | .61 | .39 | 180-188 | | .74 | .26 | 316-328 | | .87 | .13 |
| 84-91 | | .62 | .38 | 189-197 | | .75 | .25 | 329-344 | | .88 | .12 |
| | | | | | | | | > 735 | | 1.0 | .00 |

8.2 Determining the Rating 'Ru' in a given event of a previously unrated player.

8.21 If an unrated player scores zero in his first event, his score is disregarded.

First determine the average rating of his competition 'Rc'.

- (a) In a Swiss or Team tournament: this is simply the average rating of his opponents.
- (b) The results of both rated and unrated players in a round-robin tournament are taken into account. For unrated players, the average rating of the competition 'Rc' is also the tournament average 'Ra' determined as follows:
 - (i) Determine the average rating of the rated players 'Rar'.
 - (ii) Determine p for each of the rated players against all their opponents. Then determine dp for each of these players. Then determine the average of these dp = 'dpa'.
 - (iii) 'n' is the number of opponents.
 $Ra = Rar - dpa \times n / (n+1)$

8.22 If he scores 50%, then Ru = Ra

8.23 If he scores more than 50%, then Ru = Ra + 20 for each half point scored over 50%

8.24 If he scores less than 50% in a Swiss or team tournament: Ru = Ra + dp

- 8.25 If he scores less than 50% in a round-robin: $R_u = R_a + d_p \times n/(n+1)$.
- 8.3 The Rating R_n which is to be published for a previously unrated player is then determined as if the new player had played all his games so far in one tournament. The initial rating is calculated using the total score against all opponents. It is rounded to the nearest whole number.
- 8.31 Where a player's first result(s) is less than the FIDE rating floor at the time of the event, the result is ignored
- 8.4 If an unrated player receives a published rating before a particular tournament in which he has played is rated, then he is rated as a rated player with his current rating, but in the rating of his opponents he is counted as an unrated player.
- 8.5 Determining the rating change for a rated player
- 8.51 For each game played against a rated player, determine the difference in rating between the player and his opponent, D .
- 8.52 If the opponent is unrated, then the rating is determined at the end of the event. This applies only to round-robin tournaments. In other tournaments the games against unrated opponents are not rated.
- 8.53 The provisional ratings of unrated players obtained from earlier tournaments are ignored.
- 8.54 A difference in rating of more than 400 points shall be counted for rating purposes as though it were a difference of 400 points.
- 8.55 (a) Use table 8.1 (b) to determine the player's score probability PD
 (b) $\Delta R = \text{score} - PD$. For each game, the score is 1, 0.5 or 0.
 (c) $\Sigma \Delta R \times K =$ the Rating Change for a given tournament, or Rating period.
- 8.56 K is the development coefficient.
 $K = 40$ for a player new to the rating list until he has completed events with at least 30 games. Players under the age of 18 shall retain $K=40$ unless they reach a rating of 2300.
 $K = 20$ as long as a player's rating remains under 2400.
 $K = 10$ once a player's published rating has reached 2400 and remains at that level subsequently, even if the rating drops below 2400.
 $K = 40$ for all players until their 18th birthday, as long as their rating remains under 2400.
- 8.57 The Rating Change is rounded to the nearest whole number. 0.5 is rounded up (whether the change is positive or negative).
- 8.58 Determining the Ratings in a round-robin tournament.
 Where unrated players take part, their ratings are determined by a process of iteration. These new ratings are then used to determine the rating change for the rated players.
 Then the ΔR for each of the rated players for each game is determined using R_u (new) as if an established rating.

9. Reporting Procedures

9.1 The Chief Arbiter of a FIDE registered tournament has to provide the tournament report (TRF file) within 7 days after the end of the tournament to the Rating Officer of the federation where the tournament took place. The Rating Officer shall be responsible for uploading the TRF file to the FIDE Rating Server not later than 30 days after the end of the tournament.

9.2 Results of all international competitions must be submitted for rating unless the original invitations have made it clear the event was not to be FIDE rated. The chief arbiter must also announce this to the players before the tournament starts.

9.3 Each national federation shall designate an official to coordinate and expedite qualification and rating matters. His name and details must be given to the FIDE Secretariat.

10. Monitoring the Operation of the Rating System

10.1 One of the functions of Congress is to establish the policies under which FIDE titles and ratings are awarded. The function of the rating system is to produce scientific measurement information of the best statistical quality to enable Congress to award equal titles for equal proficiencies of players. Thus the rating system must be properly scientifically maintained and adjusted on both a short and long term basis.

10.2 The rating scale is arbitrary and open ended. Thus only differences in ratings have any statistical significance in terms of probability. Thus if the composition of the FIDE Rating pool were to change, the rating scale could drift with respect to the true proficiency of the players. It is a major objective to ensure the integrity of the system so that ratings of the same value from year to year represent the same proficiency of play.

10.3 Part of the responsibilities of the Rating System Administrator is to detect any drift in the rating scale.

11. The requirements for the FIDE Rating System Administrator

11.1 A sufficient knowledge of statistical probability theory as it applies to measurements in the physical and behavioural sciences.

11.2 Ability to design the surveys described under 12.3; to interpret the results of the surveys; and to recommend the Qualification Commission whatever measures are needed to preserve the integrity of the rating system.

11.3 To be able to advise and assist any FIDE member federation in the establishment of a national rating system

11.4 To display a level of objectivity comparable to that of an FIDE Arbiter.

12. Some comments on the Rating system

12.1 The following formula gives a close approximation to tables 8.1a and 8.1b.

$P = 1/(1 + 10 - D/400)$. However the tables are used as shown.

12.2 Tables 8.1a and 8.1b are used precisely as shown, no extrapolations are made to establish a third significant figure.

12.3 K is used as a stabilising influence in the system. When $K = 10$, the rating turns over in approximately 75 games; $K = 20$, it is 35 games; $K = 30$, it is 18 games

12.4 The system has been devised to enable players to verify their ratings readily.

13. Inclusion in the Rating list

13.1 To be included in the FRL or FIDE Rapid/Blitz Rating Lists, a player must be registered through a national chess federation which is a member of FIDE. The Federation must not be temporarily or permanently excluded from membership.

13.2 It is the responsibility of national Federations to inform FIDE if players should not be included in the FRL.

13.3 Any player excluded from either rating list because he is unable to obtain membership of a national federation, may apply to FIDE for special dispensation to be included.

EXAMPLE FOR THE RATINGS CALCULATIONS

In a 9 round Swiss System Tournament a player with a FIDE Rating 2212 and less than 30 games played in his chess career, played against the following opponents with the relevant ratings and had the following results :

1. (1926) 1
2. (2011) 1
3. (2318) 0
4. (2067) 0.5
5. (2219) 0.5
6. (2585) 0
7. (2659) 1
8. (2464) 0.5
9. (2652) 0.5

Calculate his new rating after the end of the tournament.

We calculate the rating difference for every opponent, using the table 8.1 (b):

1. $2212-1926=286$, result 1, $p(H)=0.84$, $dR=1-0.84 = +0.16$
2. $2212-2011=201$, result 1, $p(H)=0.76$, $dR=1-0.76 = +0.24$
3. $2318-2212=106$, result 0, $p(L)= 0.36$, $dR=0-0.36 = -0.36$
4. $2212-2067=145$, result 0.5, $p(H)=0.69$, $dR=0.5-0.69 = -0.19$
5. $2219-2212=7$, result 0.5, $p(L)= 0.49$, $dR=0.5-0.49 = +0.01$
6. $2585-2212=373$, result 0, $p(L)=0.10$, $dR=0-0.10 = -0.10$
7. $2659-2212=447$ we consider max. 400, result 1, $p(L)=0.08$, $dR =1-0.08= +0.92$
8. $2464-2212=252$, result 0.5, $p(L)=0.19$, $dR=0.5-0.19= +0.31$
9. $2652-2212=440$, we consider max. 400, result 0.5, $p(L)=0.08$, $dR=0.5-0.08= +0.42$

$$\Sigma dR= 0.16+0.24-0.36-0.19+0.01-0.10+0.92+0.31+0.42 = +1.41$$

$$\text{So his Rating Change will be: } K \times \Sigma dR=40 \times 1.41 = +56.4$$

$$\text{His New Rating will be } 2212 + 56.4 = 2268.4 \text{ ----- } 2268$$

Regulations for the Titles of Arbiters

As approved by GA 1982, amended by GA 1984 to 2013

1. Introduction

- 1.1 The following regulations can only be altered by the General Assembly following recommendation by the Arbiters' Commission.
 - 1.1.1 Changes to the regulations shall only be made every fourth year, commencing from 2004 (unless the Commission agrees urgent action is required).
 - 1.1.2 Any such changes shall take effect from 1 July of the year following the decision by the General Assembly.
 - 1.1.3 The titles for award are International Arbiter (IA) and FIDE Arbiter (FA).
 - 1.1.4 The titles are valid for life from the date awarded or registered.
 - 1.1.5 The judging unit is the FIDE Arbiters' Commission.
 - 1.1.6 The Arbiters' Commission is appointed by the General Assembly for the same period of office as the FIDE President. The Commission shall include a chairman, appointed by the FIDE President, a Secretary, appointed by the Chairman in consultation with the FIDE President and not more than 13 experts, who shall have voting rights in the Commission. No Federation shall have more than one representative in the Commission.
 - 1.1.7 The Presidential Board or Executive Board may confirm the titles under 1.1.3 in clear cases only, after consultation with the Arbiters' Commission chairman.
 - 1.1.8 The Commission usually makes its decisions in the sessions immediately preceding the opening of the General Assembly.
 - 1.1.9 In exceptional circumstances, the Commission may recommend a title by correspondence voting.

Before every FIDE Presidential Board or FIDE Congress (Executive Board or General Assembly) the Federations shall submit to FIDE Office (in both Athens and Elista Offices) the IA and FA title applications for their Arbiters, before the deadline determined by FIDE. Submissions of title applications after the deadline are accepted only with a surcharge in fees of 50%. Submissions of title applications during the Congress are accepted with a surcharge of 100%.

2. General Regulations for Arbiter norms

- 2.1.1 Format - Swiss, Round Robin or other
- Level - World, Continental, National championship
- Type - Individual or Team
- Certificates - number of norm certificates to be issued
- Norms - number of norms that can be used in application

| Format | Level of Event | Type | Certificates | Norms |
|-----------|------------------------|---------------------|-------------------------|-----------|
| = | World | = | no limit | = |
| = | Continental | = | no limit | = |
| Swiss | International | = | 1 per 50 player | no limit |
| Swiss | National Championships | (adult) | Individual maximum 2 | maximum 2 |
| Swiss | National Championships | | Team | maximum 2 |
| maximum 2 | Rapid Chess | World / Continental | | = = |
| maximum 1 | | | | |

2.1.2 An arbiter in the highest division of the National Team Championship; whereby the following requirements are met:

1. a minimum of four boards per team;
2. a minimum of ten teams;
3. at least 60% of the players are FIDE rated;
4. at least five rounds.

2.1.3 Two (2) different formats of tournaments shall be included as norms for the applications for both FA and IA title (i.e. Swiss or Round Robin or Team Tournaments). Only Swiss System Tournaments may be accepted in case that at least one (1) of them is an international FIDE rated chess event with at least 100 players, at least 30% FIDE rated players, and at least 7 rounds.

2.1.4 Applicants for the title of IA/FA must be at least 21 years old.

Any kind of tournament (World, Continental, International or National) of any format (Swiss, Round Robin) and any type (Individual, Team) may be used as an Arbiter's title norm.

For International Open tournaments played under Swiss system, one (1) Certificate (Norm) shall be issued for every fifty (50) players.

The applicant shall use maximum two (2) norms from National Championships (Individual or Team).

In order norms from Team Tournaments to be valid, the applicant must have acted as an Arbiter in at least five (5) rounds.

3. Requirements for the title of FIDE Arbiter.

All of the following:

- 3.1 Thorough knowledge of the Laws of Chess, the FIDE Regulations for chess competitions and the Swiss Pairing Systems.
- 3.2 Absolute objectivity, demonstrated at all times during his activity as an arbiter.
- 3.3 Sufficient knowledge of at least one official FIDE language.
- 3.4 Skills to operate electronic clocks of different types and for different systems.

- 3.5 Experience as chief or deputy arbiter in at least three (3) FIDE rated events (these can be either national or international) and attendance of at least one (1) FIDE Arbiters' Seminar and successful passing (at least 80%) an examination test set up by the Arbiters Commission.

FIDE rated event valid for a norm is considered any tournament with minimum 10 players in case that it is played with Round Robin system, with minimum 6 players in case that it is played with Double Round Robin system and with minimum 20 players in case that it is played with Swiss system.

- 3.6 The title of the FIDE Arbiter for each of the IBCA, ICSC, IPCA shall each be equivalent to one FA norm.
- 3.7 For a candidate, being a match arbiter in an Olympiad is equivalent to one FA norm. No more than one such norm will be considered for the title.
- 3.8 Being Chief or Deputy Arbiter in any FIDE rated Rapid or Blitz events, with minimum thirty (30) players and nine (9) rounds, shall be equivalent to one (1) FA norm. No more than one such norm from Rapid or Blitz tournaments will be considered for the title.
- 3.9 Attendance of one (1) FIDE Arbiters Seminar and successful passing (at least 80%) an examination test set by the Arbiters Commission, shall be equivalent to one (1) FA norm. Not more than one (1) such norm will be considered for the title.
- 3.10 Applicants from federations which are unable to organize any tournaments valid for titles or rating, may be awarded the title on passing an examination set by the Arbiters' Commission.

The requirements of the paragraphs 3.1, 3.2, 3.3 and 3.4 are confirmed by the applicant's Federation.

The attendance of one (1) FIDE Arbiters' Seminar and successful passing (at least 80%) of the examination test is counting as one norm and it is obligatory for obtaining the FA title.

Applicants from Federations belonging to paragraph 3.10 may be awarded directly the title, in case they successfully pass (at least 80%) an examination test set by the Arbiters' Commission in any approved FIDE Arbiters' Seminar.

4. Requirements for the title of International Arbiter.

All of the following:

- 4.1 Thorough knowledge of the Laws of Chess, the FIDE Regulations for chess competitions, the Swiss Pairing Systems, the FIDE Regulations regarding achievement of title norms and the FIDE Rating System.
- 4.2 Absolute objectivity, demonstrated at all times during his activity as an arbiter.
- 4.3 Obligatory knowledge of English language, minimum at conversation level; and of chess terms in other official FIDE languages.

- 4.4 Minimum skills at user level to work on a personal computer. Knowledge of pairing programs endorsed by the FIDE, Word, Excel and E-mail.
- 4.5 Skills to operate electronic clocks of different types and for different systems.
- 4.6 Experience as chief or deputy arbiter in at least four FIDE rated events such as the following:
- a) The final of the National Individual (adult) Championship (maximum two norms).
 - b) All official FIDE tournaments and matches.
 - c) International tournaments where FIDE title norms for players are possible.
 - d) International FIDE rated chess events with at least 100 players, at least 30% FIDE rated players, and at least seven rounds (maximum one norm).
 - e) All official World and Continental Rapid and Blitz Championships for adult and juniors (maximum one (1) norm).
- 4.7 The title of the International Arbiter for each of the IBCA, ICSC, IPCA shall each be equivalent to one IA norm.
- 4.8 Being a match arbiter in an Olympiad is equivalent to one IA norm. No more than one such norm will be considered for the title.
- 4.9 The title of International Arbiter can be awarded only to applicants who have already been awarded the title of FIDE Arbiter.
- 4.10 All the norms for the IA title must be different from the norms already used for the FA title and must have been achieved after the FA title has been awarded.
- 4.11 At least two (2) of the submitted norms shall be signed by different Chief Arbiters.

The requirements of the paragraphs 4.1, 4.2, 4.3, 4.4 and 4.5 are confirmed by the applicant's Federation.

Official FIDE tournaments and matches are considered the tournaments and matches that are included in the FIDE Calendar.

An International tournament (played in swiss system) is valid for an IA norm only if it can give norms for players (GM, IM, WGM, WIM).

A seven (7) round FIDE rated event is valid for IA norm only if it has at least 100 participants, with 30% FIDE rated players.

Before getting the IA title the applicant must have the FA title.

All the norms an applicant may use for the title of the IA shall be different from the norms that he/she already used for the FA title and must have been achieved after he/she have been awarded the FA title.

5. Application Procedure.

- 5.1 Application forms for the titles listed in 1.1.3 are annexed hereto. They are:
 Tournament Report Form with cross-table and decisions on appeals – IT3 (one for each norm)
 Arbiter Norm Report Form – IA1 or FA1 (one for each norm)

Arbiter Title Application Form – IA2 or FA2.

- 5.2 Applications must be submitted to the FIDE Secretariat by the federation of the applicant. The national federation is responsible for the fee. All the certificates have to be signed by the Chief Arbiter and the federation responsible for the tournament. In case the applicant is the Chief Arbiter of the event, then the Organizer or the Federation Official may sign the certificate.
- 5.3 All norms included in the applications must have been achieved in events with starting dates that fall within a six-year period. The application must be submitted not later than the second FIDE Congress after the date of the latest event listed. Norms from Seminars are valid for a period of four (4) years.
- 5.4 Applications must be submitted to the FIDE Secretariat by the federation of the applicant. The national federation is responsible for the fee. If the applicant's federation refuses to apply, the applicant can bring his case to the Arbiters' Commission, who will investigate it. If it is found that there is no sufficient reason for the refusal, the applicant can appeal to FIDE and apply (and pay) for the title himself.
- 5.5 There is a 60-day deadline in order for the applications to be considered properly. There is a 50% surcharge for applications to be considered in a shorter time-scale than this. Those arriving during the Presidential Board, Executive Board or General Assembly shall be charged a 100% supplement. Exception: the surcharge may be waived, if the last norm was achieved so late that the time limit could not be observed.
- 5.6 All applications together with full details must be posted on the FIDE website for a minimum of 60 days prior to finalization. This is in order for any objections to be lodged.

All necessary forms (IT3, IA1, IA2, FA1, FA2) that will be submitted for the application shall be stamped by the applicant's Federation and shall be signed by the Federation's Official.

The submitted norms (tournaments) shall be of two different types of events (Round Robin, Swiss system or Team Tournament). Exception may be allowed in the case where all tournaments are played in Swiss system and at least one of them has more than 100 participants, with 30% of them FIDE rated and has at least 7 rounds.

The submitted norms shall have been achieved in a period of six (6) years.

The norm from a FIDE Arbiters' Seminar is valid for a period of four (4) years.

The title application shall be submitted not later than the second FIDE Congress after the date of the latest tournament used as a norm has been finished.

The fees for the title applications are :

| | | |
|--|---------------|------------------|
| | <i>for FA</i> | <i>50 euros</i> |
| | <i>for IA</i> | <i>100 euros</i> |

6. Arbiters' Licence.

- 6.1 A titled active Arbiter (International Arbiter or FIDE Arbiter) and a National Arbiter working in a FIDE rated tournament shall be charged with a "licence fee".
- 6.2.1 The licence will be valid for life, on the condition the arbiter remains an active arbiter, and will be in effect from the day after FIDE has received the fee.
- 6.2.2 The licence fee for National Arbiters is valid for life.
- 6.2.3 If a National Arbiter is awarded the title of "FIDE Arbiter" the licence fee for this title has to be paid to FIDE.
- 6.2.4 If an arbiter upgrades his/her category only the difference between the category fee has to be paid to FIDE.
- 6.2.5 If a "FIDE Arbiter" achieves the title of "International Arbiter", the fee for the new title has to be paid to FIDE.
- 6.3 The licence fee will be:
- a) for A-Category Arbiters (only IAs): 300 €
 - b) for B-Category Arbiters (only IAs): 200 €
 - c) for C-Category Arbiters: IAs 160 €
FAs 120 €
 - d) for D-Category Arbiters: IAs 100 €
FAs 80 €
 - e) for National Arbiters 20 €
- 6.4 Failure to pay the licence fee will lead to exclusion from the FIDE Arbiters' list.
- 6.5 The Arbiters' licence will come into effect from 01. 01. 2013.
- 6.6 From 01. 01. 2013 all arbiters of FIDE rated tournaments shall be licensed.
- 6.7.1 An arbiter who has become inactive (see annex 2, articles 1.3 and 1.4) is considered not to be licensed any more.
- 6.7.2 In order to be active again the arbiter has to pay for a new licence, according to 6.3.
- 6.8 If the article 6.6 is not fulfilled, the tournaments shall not be rated.
- 6.9 From 01. 01. 2013 the licence fee will be charged together with the application fee for all awarded arbiter titles.

All the Arbiters of a FIDE rated event (mentioned in the IT3 form and in the Tournament Report File) shall be licensed.

If there even one non licensed Arbiter acting in an event, this event shall not be rated by FIDE.

An inactive Arbiter, in order to become active, has to pay for the license and act as an Arbiter in at least two (2) FIDE rated events.

The license is paid once, supposing that the Arbiter remains active.

If an Arbiter becomes inactive (if in a period of two years he has not acted as an Arbiter in any FIDE rated event), then to regain his activity he shall pay again for a license.

7. List of Application Forms.

1. Tournament report form IT3.
2. International Arbiter norm report form IA1.
3. Application for award of the title of International Arbiter IA2.
4. FIDE Arbiter norm report form FA1.
5. Application for award of the title of FIDE Arbiter FA2.

The Role of the Arbiters and their duties

The Arbiters are the connecting link between the organizer and the players of a tournament.

They have not only to control the games, but also to ensure the best conditions, for the players not to be disturbed and will be able to play without any problem. So they have to take care about the playing area, the equipment, the environment and the whole playing venue.

Finally they have to avoid any cheating by the players.

The general duties of the Arbiters in a competition are described in the Laws of Chess (art. 12.1, 12.2, 12.3) and are:

- a. They shall see that the Laws of Chess are strictly observed.
- b. They shall ensure fair play. It means that they also must take care so that avoid any cheating by the players.
- c. They shall act in the best interest of the competition. They should ensure that a good playing environment is maintained and that the players are not disturbed. They shall supervise the progress of the competition
- d. They shall observe the games, especially when the players are short of time, enforce decisions they have made and impose penalties on players where appropriate.

In order to do all these, the Arbiters shall have the necessary competence, sound judgment and absolute objectivity (Preface of the Laws of Chess).

The number of the required Arbiters in a competition varies, depending on the kind of event

(Individual, Team), on the system of the games (Round Robin, Swiss System, Knock Out, Matches), on the number of participants and on the importance of the event.

Normally one Chief Arbiter, one Deputy Chief Arbiter and a number of Arbiters (approximately one for every 20 to 25 players) are appointed for a competition. In special cases (i.e. tiebreak games with adequate supervision), Assistant Arbiters may be appointed.

Additionally we can consider the following requirements as very important for the Arbiters in a competition:

1. To show proper behavior to the players, captains and spectators and to be respectful and dignified.

They shall avoid any dispute during the games and take care of the good image of the tournament.

2. To observe of as many games as possible during every round of the competition.

They have to take care of the games that they are responsible, to observe and to check the games' progress (especially when there is time trouble). It is not acceptable for the Arbiters to leave the playing area every 10 or 15 minutes for smoking or for any discussions with friends, spectators, officials, or other persons, or to leave their sector unattended in order to go and watch other games in another part of the playing hall. It is not acceptable for the Arbiters to stay seated in their chairs reading newspapers or books (even chess books!), or to sit in front of a computer, surfing on Internet, etc., leaving their games without observation. It is also not acceptable for the Arbiters to speak on their mobiles in the playing hall during the games. The Law of Chess regarding the mobile phones is valid not only for the players, captains and spectators, but for the Arbiters as well.

It is sure that the biggest problems during the games are caused because of the absence or the lack of attention of the Arbiters and thus the ignorance of what actually happened in case of an incident. How an absent Arbiter will take a fair decision in a dispute between two players caused because of a touched piece (i.e. the opponents do not agree that the player said "j'adoube" in advance)? Without knowing what actually happened, the Arbiter has 50% possibilities to take a correct decision and 50% to take a wrong one, losing by this way his credibility and the trust of the players.

Of course the Arbiters are human beings and they may make mistakes, but they have to try as much as they can to avoid such problems.

3. To show responsibility in executing their duties.

The correct time of arriving in the playing hall before the start of the round and the following of the Chief Arbiter's instructions are parameters that help the smooth running of the tournament.

4. To show team spirit and cooperate in the best way with the other Arbiters of the competition.

An Arbiter's job in a competition is mainly a team work and the Arbiters shall help and cover each other in any case, so that to avoid, if possible, any problem that arises during the games. The Arbiter has to ask for consultation by the Chief Arbiter, in any case when he does not feel ready to take an important decision regarding the game he observes.

5. To study the regulations and be updated for any changes of the laws of chess and the tournament rules.

The Arbiter has to know the Laws of Chess and the Regulations of the tournament, as he has to take a decision immediately when it is needed. The players cannot wait for a long time and the game has to be continued.

6. To have excellent knowledge of handling the electronic clocks.

It is not acceptable for an Arbiter to let the players waiting for a long time, while trying to fix an electronic clock with wrong time indications during a game.

7. To follow the dress code.

The Arbiters of a competition shall be dressed properly, helping to the increase of the image of chess as a sport.

Summary of the general duties of an Arbiter

The following general duties are referred to the Arbiters who are acting in Individual or Team Tournaments of any importance and any level, independently of the number of participants:

A. Before the start of the game

a. An Arbiter should arrive at the playing hall at least thirty (30) minutes before the start of the round. For the first round of the tournament it is advisable to arrive at least one (1) hour before the start of the round.

In very important events the Chief Arbiter may ask for the presence of the Arbiters even earlier before the start of the round.

b. The whole playing venue (playing hall, toilets, smoking area, analysis room, bar) and the technical conditions (light, ventilation, air-condition, enough space for the players, etc.) has to be checked carefully before arrival of players or spectators.

c. Check of the equipment (chessboards, pieces, score sheets, pens).

d. Arrangement of the tables, chairs, ropes for the playing area, name plates for the players and flags of federations, if needed, or table numbers.

e. Check of the electronic clocks, the correct setting of the time control, check of batteries and the correct placement of the clocks.

f. For team competitions it is very important to check before the start of the games if the team compositions follow the basic list of players.

B. During the games

a. Define the unplayed games (if players didn't arrive on time for their games and have to be forfeited) and inform the Chief Arbiter.

b. Regular check of the electronic clocks by using the time control sheets (every thirty

- minutes) and of the score sheets and the number of moves written.
- c. Discrete control of the players, if leaving the playing area for an unusual number of times, for their contact with other players, spectators and other persons,
 - d. Observation of all the games, especially when there is time trouble, with the help of an assistant, if needed.
 - e. Carefully check of claims by the players, together with the Chief Arbiter, if needed, before taking any decision.
 - f. At the end of the game check of the recorded result by both players and check of the score sheets to be signed by both players.
 - g. Update the results sheet by recording the result of every finished game.

C. After the end of the round

- a. Thorough check of the results of all the games, by counterchecking of the score sheets and the results sheet or the game protocols (in team events) and forward it to the Chief Arbiter.
- b. Arrangement of all chess boards and the other equipment (pieces, score sheets, pens, clocks), to be ready for the next round.

The Chief Arbiter is responsible for the full control of the competition and for the correct application of the Laws of Chess and the Tournament Regulations. He shall take care of all technical matters and ensure the best conditions for the players. He has to manage the available arbiters and assigns their duties and responsibilities. He is responsible for the smooth running of the competition and he has the responsibility of taking decisions in every case or incident during the games. He has to try to settle all arising disputes before they are forwarded to the Appeals Commission.

Only in his absence these responsibilities go to the Deputy Chief Arbiter.

After the end of the competition the Chief Arbiter submits in due course his report to the organizing body (FIDE, Continental Federations, National Federation, etc.), in which he includes

- the list of participants
- all pairings and results
- the final standings
- the list of arbiters
- any norm reports and certificates
- a report about any incident that happened during the games
- any appeal that was submitted and the decision taken
- and everything else important for the future organization of the event.

The successful arbitration during the games plays a very significant role in the success of the event.

Application Forms

FIDE Arbiter Norm Report Form

FA1

| | |
|------------------------------------|----------------------|
| Arbiter's Name: | First Name: |
| Date of Birth: | Place of Birth: |
| Federation: | ID Code (if any): |
| name of event: | federation of event: |
| dates: | venue: |
| Type of event: | number of players: |
| Number of FIDE-rated players: | Number of rounds: |
| Number of federations represented: | |

Confidential Report: (Comments of Chief Arbiter, failing that Organizer)

These should refer to the Arbiter's knowledge of the Laws and of the pairing Rules used, objectivity, ability to cope with any incidents that arose, and consideration for the protection of players from disturbance and distraction.

.....

.....

.....

Recommendation: (Delete one of the following statements.)

The Arbiter's performance

(1) was of the required standard for a FIDE Arbiter.

(2) was fairly good but he/she still needs to gain more experience.

Name: Signature:

Position: Federation: date:

| | |
|--|------------------|
| Authentication by national Federation: | Date: |
| name | signature: |

The organizing federation is responsible for providing the above certificate to each Arbiter who in the opinion of the Chief Arbiter is qualified for a FIDE Arbiter norm and who requests it before the end of the tournament. If the certificate is for the Chief Arbiter it must be based on the judgement of a previously authorized official who should, if possible, be an International Arbiter.

When applying for an FA title, the applicant's federation must attach to this form the Tournament Report Form (IT3) and a copy of any appeals decisions.

Application for award of the title of FIDE Arbiter

FA2

The federation of herewith applies for the title of FIDE Arbiter for:

name: first name: ID-coe (if any):

date of birth: place of birth: federation:

adress:

Tel: Fax: e-mail address:

The candidate possesses an exact knowledge of the Laws of Chess and all other FIDE regulations to be observed in chess competitions.

He/She speaks the following languages (this must include sufficient knowledge of at least one official FIDE language):

.....

The candidate has worked as Chief or Deputy Arbiter in the following three competitions and the undersigned encloses for each competition a FIDE Arbiter Norm Report Form (FA 1), which is signed by an appropriate qualified person.

1. event: dates:

location: date included in FIDE Rating List :

Type of event: (round robin, swiss, scheveningen, match, and so on)

2. event: dates:

location: date included in FIDE Rating List :

Type of event: (round robin, swiss, scheveningen, match, and so on)

3. event: dates:

location: date included in FIDE Rating List :

Type of event: (round robin, swiss, scheveningen, match, and so on)

4. Arbiters' seminar: dates:

In his / her activity as an Arbiter he / she has shown at all times an absolute objectivity.

Federation official: date:

name: signature:

Attach another FA 2 form if there are more supporting norms.

International Arbiter Norm Report Form

IA1

| | |
|------------------------------------|--------------------|
| Arbiter's Name: | First Name: |
| Date of Birth: | Place of Birth: |
| Federation: | ID Code (if any): |
| name of event: | |
| federation of event: | |
| dates: | venue: |
| Type of event: | number of players: |
| Number of FIDE-rated players: | Number of rounds: |
| Number of federations represented: | |

Confidential Report: (Comments of Chief Arbiter, failing that Organizer)

These should refer to the Arbiter's knowledge of the Laws and of the pairing Rules used, objectivity, ability to cope with any incidents that arose, and consideration for the protection of players from disturbance and distraction.

.....

.....

(If the norm is from a Team Tournament, the Chief Arbiter has to refer to in how many rounds the applicant was acted as an Arbiter in the event.)

Recommendation: (Delete one of the following statements.)
The Arbiter's performance
(1) was of the required standard for an International Arbiter.
(2) was fairly good but he/she still needs to gain more experience.

Name: Signature:

Position:Federation: date:

Authentication by national Federation: Date:

name signature:

The organizing federation is responsible for providing the above certificate to each Arbiter who in the opinion of the Chief Arbiter is qualified for an International Arbiter norm and who requests it before the end of the tournament. If the certificate is for the Chief Arbiter it must be based on the judgement of a previously authorized official who should, if possible, be an International Arbiter.

When applying for an IA title, the applicant's federation must attach to this form the Tournament Report Form (IT3) and a copy of any appeals decisions.

Application for award of the title of INTERNATIONAL Arbiter IA2

The federation of herewith applies for the title of International Arbiter for:

name: first name: ID-code (if any):

date of birth: place of birth: federation:

address:

.....

Tel: Fax: e-mail address:

The candidate possesses an exact knowledge of the Laws of Chess and all other FIDE regulations to be observed in chess competitions.

He/She speaks the following languages:

.....

The candidate has worked as Chief or Deputy Arbiter in the following four competitions and the undersigned encloses for each competition an International Arbiter Norm Report Form (IA 1), which is signed by an appropriate qualified person.

1. event: dates:

location: date included in FIDE Rating List :

Type of event: (round robin, swiss, scheveningen, match, and so on)

2. event: dates:

location: date included in FIDE Rating List :

Type of event: (round robin, swiss, scheveningen, match, and so on)

3. event: dates:

location: date included in FIDE Rating List :

Type of event: (round robin, swiss, scheveningen, match, and so on)

4. event: dates:

location: date included in FIDE Rating List :

Type of event: (round robin, swiss, scheveningen, match, and so on)

In his / her activity as an Arbiter he / she has shown at all times an absolute objectivity.

Federation official: date:

name: signature:

Tournament Report Form

IT3

| Federation | | | | Name of Tournament | | | | | |
|--|--------|----------------|------------------|---|---------|--------|-----------------|------------------|-------------------|
| Country and Place of Tournament, | | | | Starting date | | | Ending date | | |
| Organizer of the Tournament | | | | | | | | | |
| Contact Information (Address, phone, fax, E-mail) of the person responsible for information: | | | | | | | | | |
| Number of Rounds | | | | Schedule (number of rounds/day) | | | Rate(s) of play | | |
| Tournament Type | | | | Pairing System of a Swiss System Tournament Manual <input type="checkbox"/> Person responsible: Computerized <input type="checkbox"/> Program used: | | | | | |
| Special Remarks (exceptions in pairing, restart option,..) _____ _____ _____ | | | | | | | | | |
| Type | Number | Number of feds | host fed players | other fed players | Type | Number | Number of feds | host fed players | other fed players |
| Rated | | | | | unrated | | | | |
| GM | | | | | WGM | | | | |
| IM | | | | | WIM | | | | |
| FM | | | | | WFM | | | | |
| Chief Arbiter and contact information for Chief Arbiter (address, phone, fax, Email) | | | | | | | | | |
| Deputy Chief Arbiter | | | | | | | | | |
| If more than 50 players Arbiter | | | | | | | | | |
| If more than 100 players Arbiter | | | | | | | | | |
| If more than 150 players Arbiter | | | | | | | | | |

The organizer must provide this report form to each arbiter who has achieved a norm, his/her federation, the organizing federation and the FIDE Secretariat

Certificate of Title Result

IT1

O GM

O IM

O WGM

O WIM

Name: First name: Sex:
 ID-number: Federation:
 Date of Birth: Place of Birth:

Event: Start: Close:
 Chief or supervising arbiter: number of games:
 number players not from title applicant's federation number rated opponents
 number players from host federation Total number titled opponents
 numbers of: GM IM WGM WIM FM WFM

Where applying 1.43e:

number of federations: number of rated players not from host federation:
 number of players not from host federation holding GM, IM, WGM, WIM titles

Special remarks:

| Rd | Opponents | ID | Fed | Rating | Rat. 1.46b | Title | Score |
|----|-----------|----|-----|--------|------------|-------|-------|
| 1 | | | | | | | |
| 2 | | | | | | | |
| 3 | | | | | | | |
| 4 | | | | | | | |
| 5 | | | | | | | |
| 6 | | | | | | | |
| 7 | | | | | | | |
| 8 | | | | | | | |
| 9 | | | | | | | |
| 10 | | | | | | | |
| 11 | | | | | | | |

R(a) =

Rp =

Total score:

.....

Arbiters signature:

Federation confirming the result:

Name of federation official: Signature

Date:

Note: Unrated = 1000, but see 1.46. Score = 1, ½, 0 for played games or +, =, - for unplayed games

The organizer must provide this certificate to: each player who has achieved a title result; the organizing federation, the player's federation and the FIDE Office.

Title Application IT2

The federation of hereby applies for the title of
 Grandmaster (minimum level 2500) International Master (2400)
 Woman Grandmaster (2300) Woman International Master (2200)
to be awarded to

| | | | |
|---------------|----------------|------------------------------|----------------|
| family name | first name | FIDE ID | |
| date of birth | place of birth | date necessary rating gained | highest rating |

Titles can be awarded conditional on reaching the required rating at a later date (see Title Regulations 1.5 for the procedure to be followed in this case).

Herewith certificates (IT1s) and cross-tables for the following norms:

1.
name of event: location:
dates: tournament system: average rating of opponents:
pts. required: pts. scored: nr. of games played: nr. of games to be counted:
number of host fed. players: number of players not from own federation:
number of opponents: titled GMs: IMs: FMs: WGMs:
WIMs: WFM: rated opponents: unrated opponents:

2.
name of event: location:
dates: tournament system: average rating of opponents:
pts. required: pts. scored: nr. of games played: nr. of games to be counted:
number of host fed. players: number of players not from own federation:
number of opponents: titled GMs: IMs: FMs: WGMs:
WIMs: WFM: rated opponents: unrated opponents:

3.
name of event: location:
dates: tournament system: average rating of opponents:
pts. required: pts. scored: nr. of games played: nr. of games to be counted:
number of host fed. players: number of players not from own federation:
number of opponents: titled GMs: IMs: FMs: WGMs:
WIMs: WFM: rated opponents: unrated opponents:

Attach another form IT 2 if there are more supporting norms.

total number of games: (minimum 27) special comments:

Federation Official:

Date:

Name:

Signature:

Anti cheating guidelines for Arbiters

(These guidelines shall be included in the subjects and will be taught in all Workshops, FIDE Arbiters' Seminars and Courses for International and FIDE Arbiters).

The FIDE Laws of Chess that have been in effect from 1 July 2014 introduced new provisions against cheating. Specifically:

12.2 The arbiter shall: (a) ensure fair play.

It means that it is the Arbiter's duty to avoid the cheating by the players.

The Laws also explicitly forbid electronic devices:

11.3.a During play players are forbidden to use any notes, sources of information or advice, or analyse any game on another chessboard

11.3.b During a game, a player is forbidden to have a mobile phone, electronic means of communication or any device capable of suggesting chess moves on their person in the playing venue. However, the rules of the competition may allow such devices to be stored in a player's bag, as long as the device is completely switched off. A player is forbidden to carry a bag holding such a device, without permission of the arbiter. If it is evident that a player has such a device on their person in the playing venue, the player shall lose the game. The opponent shall win. The rules of a competition may specify a different, less severe, penalty. The arbiter may require the player to allow his/her clothes, bags or other items to be inspected, in private. The arbiter or a person authorized by the arbiter shall inspect the player and shall be of the same gender as the player. If a player refuses to cooperate with these obligations, the arbiter shall take measures in accordance with Article 12.9.

Tournament organizers are also free to introduce their own regulations and conditions for events, provided they are in accord with the Laws of Chess.

Such regulations may include that:

- Arbiters should remind players of the existence of the new AC regulations.
- Organizers and arbiters are encouraged to carry out regular screening tests via the FIDE Internet-based Game Screening Tool
- Integral application of Law 11.3.b. In case of breach, the arbiter shall take measure in accordance with article 12.9.f and forfeit the player.
- Additional security in the form of ACC-certified metal detectors/x-ray machines, scanners, electronic jamming devices, manned by qualified security staff, subject to applicable restrictions in each individual jurisdiction. Each tournament should adopt at least one measures from the ones listed in Annex D. The list is to be adjourned on a time-to-time basis by the ACC.

- Obligation to present the AC Form at least 4 weeks before the start of the tournament (or as otherwise specified in Paragraph 02 of the current FIDE Rating regulations).

Complaints

For these reasons during a tournament the arbiter shall have a duty to record each and every allegation of cheating by a FIDE-rated player meaning that players cannot “informally” tell an arbiter that they suspect that another player is cheating. This also applies to any other person having a FIDE Identity Number. All cheating-related communications shall be duly recorded by the arbiter and subsequently filed to the ACC.

Part A: In-Tournament Complaints

Potential cheating incidents may be observed during play directly by a tournament arbiter. They can also be reported to the arbiter by a player, a spectator or, indeed, the ACC (e.g., based on statistical analysis or on-site inspection).

If the report is based on possible breaches of Article 11.2 or 11.3a, then the arbiter shall investigate the breach in the usual manner, with reference to Article 12.9 for possible penalties.

If the complaint is specifically about possible cheating, then the Chief Arbiter shall, in the first place, identify the complainant and invite him to fill out a Complaint Form (Appendix A). The complainant shall provide to the arbiter the reasons why the complaint is being made, and shall sign the form on completion. However, if the complainant is tense, the arbiter shall record the name of the complainant and ask for his signature, and only at a later time ask him to fill in the form, but no later than the end of the round.

Upon receiving a complaint, the arbiter shall take steps to investigate it, whenever possible in coordination with the ACC, using his/her judgment in how this investigation is to be carried out. Any additional information that the arbiter gathers shall be added to the report.

The report shall be forwarded to the FIDE Office at the completion of the tournament, who shall pass it on to the ACC. All information in the report shall remain confidential until an investigation is completed by the ACC. In case of breach of privacy requirements before the investigation is completed, the ACC reserves the right to publicize the details of the investigation and shall refer all offenders to the Ethics Committee.

On completion of the investigation the ACC shall issue an official report, explaining its process and decisions.

If the complaint is manifestly unfounded, the complainant can receive a warning by the ACC, whereupon his name will be added to a special “Warning database” maintained by the ACC. Upon receiving a second warning within a period of six months, the complainant shall be sanctioned (three months suspension for first violation, six months suspension for second violation).

Part B: Post Tournament Complaint

Potential cheating may also be reported after a tournament has been completed, based, for example, on new findings (e.g. confessions, statistical evidence). In general, a Post Tournament Report should be based on very substantial evidence, and complainants are required to illustrate their case in great detail for the ACC to actually consider it. PTRs can be filed only by interested parties such as players, Federations and chess officials. The ACC may also open a case based on its own post-tournament findings.

Investigation of alleged cheating incidents shall be started:

- i. By an in-tournament report from the Chief Arbiter/ Organizer of a tournament;
- ii. By a post-tournament report; or
- iii. As a result of self-originated investigation by the ACC.

Each investigation will be carried out by an investigating Committee appointed by the ACC, known as the Investigating Committee (IC). The IC shall be formed on a case-to-case basis.

1. How players can cheat during the game

- An arbiter should know how a cheater typically acts and which devices are used for cheating. Typically, a player can cheat by: i) accepting information by another person (spectator, captain, co-player, etc.); or ii) getting information from any source of information or communication (such as books, notes, etc., or any electronic device). It is the arbiter's duty to take care of situations that may yield suspicions of cheating during the entire duration of the round.

Often a cheater is using a mobile phone hidden in a pocket. This is forbidden according to Art. 11.3.b of the laws of chess. To find hidden mobile phones and other electronic devices, the use of hand-held metal detectors and other equipment (such as mobile phone jammers, hand-held security metal detectors, walk-through metal detectors, automatic electro-magnetic screening devices for metallic/non-metallic items, closed circuit cameras) is highly recommended in all tournaments. Arbiters should exercise caution and delicateness in asking for and carrying out a check with hand-held metal detectors. If a metal detector gives a signal it is important to clarify the reason, if necessary by an inspection of the player and his belongings as described in Art. 11.3.b of the Laws of Chess.

2. Which precautions can be taken to prevent cheating

- The Arbiter must have a discreet control of the players that are leaving the playing area very often, for their contact with other players, spectators and other persons, according to Article 12 of the Laws of Chess.

- The arbiter should be aware that in some cases a cheater gets information by a third party. The arbiter should prevent any contact between players and spectators such as talking and/or giving/receiving signals.
- The arbiter should never tolerate the use of chess programs in the playing venue. In case he should detect a player or a spectator using a chess program in the playing venue, he should immediately inform the Chief Arbiter.
- Organizers are free to assign extra arbiters to the specific task of preventing cheating.
- During a tournament, the arbiter is encouraged to use the FIDE screening tool with games in pgn format, since that tool can identify cases needing further attention, or more likely, show that a player is not to be considered suspicious based on his or her games.

3. Screening games for precaution and information

- During a tournament, the arbiter is encouraged to compile games in PGN format and submit them to the FIDE screening tool. This is not a cheating test and gives no statistical judgment, but its information is useful to have beforehand in case any suspicions are voiced or situations may be developing.
- In early rounds (such as 1-3 of a 9-game event) there will always be outliers because the total number of relevant moves is small, but any cheating player will likely be among them.
- In middle rounds, honest outliers will tend to “regress to the mean”, while records of some past cases show no-sanctioned players having become more obvious. Trials have shown it possible by this time to be confident in the absence of statistical ground for suspicion against any player.
- On the other hand, a persistent outlier may be ground for contacting ACC, calling for a full statistical test, and for “unobtrusive” actions such as increased watchfulness of a player.
- The screening tool will provide tables with guidelines based on players’ ratings for gauging the magnitude of outliers. For instance, 67% matching is more “normal” for 2700-players than for 2300. Again only the full test can give any kind of judgment.

4. How to deal with suspicious behavior

- In case of a suspicious player’s behavior the Arbiter must always follow the player on his way out of the playing venue (to the bar, toilets, smoking area etc.), in order to avoid any contact of the player with other persons and any use of sources of information or communication.
- In multiple cases, there has been use of mobile phones in the toilet. Therefore the arbiter should note how often a player leaves the playing area and if this is significant take appropriate measures trying to find out the reason.

5. How to deal with the new Article 11.3 of the Laws of Chess

- The arbiter may require the player to allow his clothes, bags or other items to be inspected, in private. The arbiter, or a person authorized by the arbiter, shall inspect the player and shall be of the same gender as the player.
- Usually the arbiter will inspect a player as described in Art. 11.3.b of the Laws of Chess only in case of suspicion of cheating or after receiving an official In-Tournament

complaint, but only if he comes to the conclusion that the complaint is not evidently unfounded. If he decides to make an inspection on whatever grounds, he is not obliged to give the player a special reason; however he should be calm, polite and discreet. The inspection of a player should be carried out in a separate room by a person of the same gender. Only this person, the player and one witness (also of the same gender) may have access to this room during the inspection. The player is entitled to select a second witness of his own choice.

- If there is no matter of urgency, the inspection of a player and his belongings should generally be carried out before or immediately after the end of the game. Still, the arbiter should be aware that it is possible to hide the electronic devices somewhere in or near to the playing venue as also to give them to a third party shortly before the end of the game. The arbiter has also the right to check the player, who decided to leave the playing venue or upon request of a player who filed an In-Tournament complaint, but only once during the round.
- If a player refuses to be inspected it is advised that the arbiter explains the rules to him. If the player still refuses he shall get a warning. If he still refuses to submit to an inspection he shall lose his game.
- If random inspections are considered, they must be announced in the rules of the competition in advance.

6. How to deal with accusations

- The procedure how to deal with accusations is described in the part of Complaints. If any FIDE-Identified person presents an accusation of cheating, the arbiter should ask him/her to make an official In-Tournament complaint. In case of refusal, the arbiter shall make a remark in the tournament report and annotate the person's name as having presented a cheating accusation. In this case the accused player shall not be informed by the arbiter. If the arbiter receives an In-Tournament complaint he can inform the accused player after the end of his game and ask him for comment.
- The arbiter should mention in his tournament report any In-Tournament complaints and inspections, if any, specifying the result of each action.

7. How to deal with false accusations.

- In case of a false accusation by a player the Arbiter shall penalize him according to the Article 12.2 of the laws of Chess.

The following technical equipment shall be adopted by the Tournament Direction to contrast potential cheaters in Top level tournaments. The actual equipment to be adopted shall be agreed between the ACC and the Tournament Direction on a case-to-case basis.

- Mobile phone jammers;
- Hand-held security metal detectors
- Walk-through metal detectors
- Automatic electro-magnetic screening devices for metallic/non-metallic items
- Closed circuit cameras

In most cases, a hand-held metal detector will prove enough to secure that electronic devices are not being carried into the playing venue, and should thus always be considered as the first-choice device. The actual equipment to be adopted shall be agreed between the ACC and the Tournament Direction on a case-to-case basis.

FIDE Internet-based Game Screening Tool

The Commission recommends the implementation of a **FIDE Internet-based Game Screening Tool** for pre-scanning games and identifying potential instances of cheating, together with the adoption of a full-testing procedure in cases of complaints. Together they shall meet the highest academic and judicial standards, in that they have been subject to publication and peer review, have a limited and documented error rate, have undergone vast empirical testing, are continuously maintained, and are generally accepted by the scientific community. Once in place, the Internet-based Game Screening Tool will be accessible to arbiters and chess officials and will be a useful instrument to prevent fraud, while the full test procedure will adhere to greater privacy as managed by FIDE and ACC.

The FIDE Internet-Based Game Screening Tool

FIDE will supply organizers and arbiters with an Internet-based Game Screening Tool that will be accessible to all authorized FIDE officials (IO, IA, ACC members) and National Federations. The Internet-based Game Screening Tool shall be hosted on a FIDE-dedicated webpage and will enable authorized parties to upload games in pgn format for a “fast test” that will identify potential outliers in the tournament – i.e. players whose performance is far above their expected level and potentially compatible with computer-assisted play.

The results of the “fast test” are to be kept confidential and are only meant to assist the Chief Arbiter

in identifying cases that may call for further measures to assure that players are adhering to the rules. If requested, the ACC shall provide assistance to the Chief Arbiter in determining such measures. It should be reminded that only a “full test” can confer reliable statistical evidence on whether the outlier is receiving external help, so that the results of the “fast test” are not applicable for judgments of complaints.

Annex A - Tournament Report Form

| | | |
|--|---------------------------|-----------------|
| Federation | Name of Tournament | |
| Venue | Start Date | End Date |
| Chief Organiser | | |
| Chief Arbiter | | |
| Complainant (include FIDE ID if applicable) | | |
| Player Details (include FIDE ID) | | |
| Complaint details | | |
| Arbiter comments | | |
| Complainant Signature | | |
| Arbiter Signature | | |
| Date | | |

Annex B - Post Tournament Report Form

| | | |
|--|---------------------------|-----------------|
| Federation | Name of Tournament | |
| Venue | Start Date | End Date |
| Chief Organiser | | |
| Chief Arbiter | | |
| Complainant (include FIDE ID if applicable) | | |
| Player Details (include FIDE ID) | | |
| Check with program (Y/N) | Program Name: | |
| Analysis file provided (Y/N) | Hardware: | |
| Description of check/results: | | |
| Arbiter comments | | |
| Complainant Signature | | |
| Arbiter Signature | | |
| Date | | |